



THUASNE®

ORTHOPAEDIC
Catalogue

United Kingdom



Dear Customers,

We are pleased to share with you our new catalogue featuring all our orthopedics solutions.

In the past year, despite a still challenging global context, we demonstrated our resilience and were able to ensure the efficient supply of our products and solutions to you. From yarn production to product delivery, our integrated business model has enabled us to limit the impacts and remain true to our commitments.

More than ever, Thuasne® is committed to be by your side, as a strong partner, to provide innovative, efficient, and clinically proven solutions to improve the mobility and the quality of life of patients. We are currently conducting more than 30 clinical, biomechanical, and medico-economic studies.

We are eager to engage with you during the year and to showcase all our new solutions, the result of the work of our research & development, marketing, design and industrial teams.

Furthermore, in 2024 our aim is to provide you with a number of services and training opportunities to better support you on a daily basis. We also remain committed to pursuing development in the healthcare digitization areas.

Finally, we are giving ourselves the means to be a responsible player and are proud to announce that we have obtained a Silver Medal for the Ecovadis Certificate.

All these projects constitute our commitments to be by your side. We thank you for your trust and wish you a wonderful and successful year.

Delphine Hanton
Chief Executive Officer



Elizabeth Ducottet
Chairman and CEO



THUASNE® GROUP

is over 175 years old

From its Saint-Etienne base, the Thuasne® Group has been drawing on its know-how for more than 175 years to conceive, develop and manufacture medical devices enabling all patients and consumers to become active players in their own health.

Derived from the shared history of 6 generations of entrepreneurs, Thuasne® offers concrete, simple, adapted and innovative health solutions for improved mobility, in more than 85 countries. Our expertise is aimed at patients in the fields of orthopedics (back supports, braces), medical compression (phlebology, lymphology, wound healing), women's health (external breast forms, lingerie) and homecare.

THUASNE®

today is...



2,400
employees around
the globe



A commercial presence in
100 countries



15
industrial sites in Europe
and the United-States



22,000
professional customers



30 to 40
new product references
every year



One Thuasne brace sold every
2 seconds
somewhere in the world



15 million km
of knitted thread



5,700 km
of fabric produced per year

The "Thuasne® Value Chain"



The capacity to fully control every step in the value chain

Because Thuasne® is committed to offering patients and health professionals effective, quality-driven products, it strives to guarantee that all its products are designed, made and delivered using standards mastered by the Group following extensive experience accumulated over the years.


#

Knitting expertise for the benefit of patients

Because Thuasne® is committed to patients, its knitted braces are designed using exclusive expertise to promote efficacy, comfort and compliance.

They are **effective** thanks to their compressive properties, restoring proprioception and improving the blood circulation.⁽¹⁾


They are **comfortable** thanks to their breathability and specific knit (different techniques and comfort zones).⁽²⁾




Integrated silicone knit
for good support



Ventilated knit
for better breathability




Tight, dense knit
for a compressive effect
and improved resistance



Non-compressive pull tab
for easy fitting



**Less compressive "accordion"
knit** for freedom of movement



Lighter, compression-free knit,
for enhanced comfort behind the
knee, at the elbow crease, etc...

⁽¹⁾ Refer to the catalog for the products concerned.

⁽²⁾ Refer to the products' instructions for use.

CONTENTS

Measurements	7
Thuasne: A range of services	8
Neck	10
Back, Torso	16
Shoulder, Elbow	28
Wrist, Thumb, Fingers	34
Knee	42
Ankle, Foot	56
Emergency/Trauma	67
Neuro	68
Size 0	74
Hot/Cold Therapy	79
Main Indications Overview	80

COLOUR KEY



BACK/NECK



ELBOW/SHOULDER



HAND/WRIST



KNEE



ANKLE/FOOT

Availability of these products might vary from a given country or region to another, as a result of specific local regulatory approval or clearance requirements for sale in such country or region. All the medical devices mentioned on this document are CE marked according to the Regulation 2017/745 on medical devices, unless specifically identified as "NOT CE MARKED". Some of the products featured in this document are also UKCA-marked according to S.I 2002/618 regulation on medical devices.

Medical devices mentioned in this document are CE class I.

Please contact Thuasne should you need any additional information on devices classification.

Please carefully read the instructions for use, indications and contra-indications of the products.

The main medical indications for the products are available on the product pages or are

summarised in decision trees or in tables throughout the catalogue. The full list of medical

indications, are available in the instructions for use.

CE  Thuasne France
120, rue Marius Aujan
92300 Levallois-Perret
France

Thuasne Deutschland GmbH
Im Steinkamp 12
30938 Burgwedel
Deutschland

Thuasne USA
4615 Shepard Street
Bakersfield, CA 93313
United-States

UK CA  **UK Responsible Person (UKRP):**
Thuasne UK Ltd
Unit 4 Orchard Business Centre
North Farm Road
Tunbridge Wells TN2 3XF,
United Kingdom



MedEnvoy Global BV
Prinses Margrietplantsoen 33,
Suite 123
2595 AM The Hague
The Netherlands

MEASUREMENTS

NECK

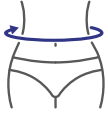


Measure the neck circumference

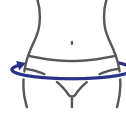


Measure the neck height, head upright, from the trachea to the chin

BACK

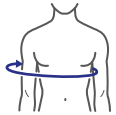


Measure the waist circumference

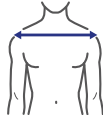


Measure the hip circumference

SHOULDER - ELBOW



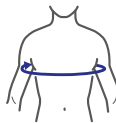
Measure the circumference under the chest with the injured arm



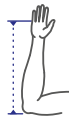
Measure the shoulder width



Measure the forearm circumference at the biceps level



Measure the chest circumference



Measure the length from elbow to beginning of phalanges



Measure the forearm circumference under the elbow

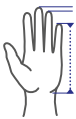
WRIST - FINGERS



Measure the wrist circumference



Measure the width of the hand at the level of the metacarpals



Measure the distance between the tip of the injured finger and the wrist



Measure the thumb circumference

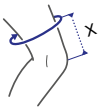
KNEE



Measure the knee circumference in the middle of the patella, knee in slight flexion



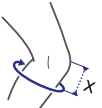
Measure the calf circumference X cm below the fibular head



Measure the thigh circumference at the highest point or X cm above the knee



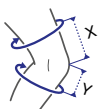
Measure the width of the knee



Measure the calf circumference X cm below the knee



Measure the height



Measure the thigh circumference X cm above the knee and the calf circumference Y cm below the knee



Measure the floor-to-crotch height

ANKLE - FOOT



Measure the ankle circumference above the malleolus



Measure the instep circumference



Measure the foot length



Shoe size (EUR)

THUASNE®: A range of services

If you are a distributor, Thuasne® can offer to provide you with a whole range of marketing tools to help you in the development of your business and make your life easier!

DEDICATED AREA MANAGER

A qualified area manager expert in your commercial zone will help you in the development of your business.

Market understanding, product analysis & registration, portfolio analysis, training... We can help you achieve your objectives with a wide range of expertise and support!

MARKETING LIBRARY (DATA ASSET MANAGEMENT (DAM))

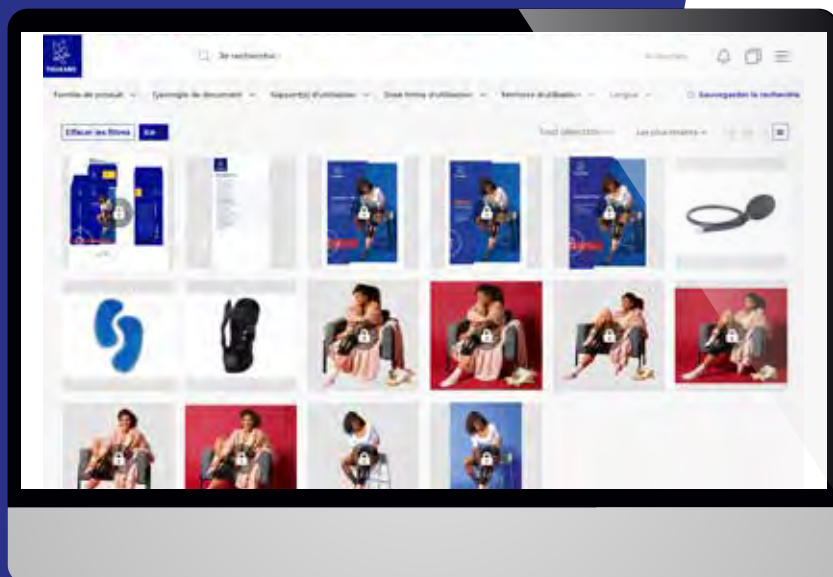
Gain agility and performance!

Thuasne now provides a dematerialised marketing resources platform¹. You will be able to access everything you need to promote Thuasne® products on your brochures, your corporate website, your marketplace or any other support for you or your customers from the <https://mediacenter.thuasne.com/portal/signin> website:

- HD product images.
- HD packaging images.
- HD lifestyle images.
- Thuasne® catalogues and brochures.
- Product Instructions for Use (IFUs) and Regulatory files.
- Product presentations.
- Product promotional videos.
- Product fitting videos².

Nothing could be easier to access Thuasne's resources:

1. Visit the website:
<https://mediacenter.thuasne.com/portal/signin> and fill in your login information (after registration)
2. Carry out your search using the product name or its code (e.g. for Action Reliever: code 234901)
3. Select the files you wish to download
4. Check the rights of use of the marketing resource and choose your asset format
5. Acknowledge having read the Terms and Conditions of Use and agree to respect them
6. Download your marketing materials





ORDER PORTAL EXPORT

Gain speed and autonomy!

In certain countries, it is possible for you to order Thuasne® products directly from our ordering platform (available at this address: www.partner.thuasne.com).

This new portal allows you to:

- Browse through all our products and categories¹
- Create purchase orders
- Create draft orders
- Define your favourite categories and products
- View your order history
- View or download your shipping documents
- View or download your invoices

DESIGN SUPPORT

Always ready to support you!

For any specific need, our Design Department is at your disposal to support you and to promote our partnership through various marketing tools (brochure, leaflets, POS, communication on tradeshows).

Do not hesitate to express your request at any time and send it to your usual contact.



(1) Access and rights to these platforms will be managed by your Area Manager according to your needs.

(2) Marketing resources will be added progressively and according to their type on the Digital Asset Management (DAM).

Did you know?

10 to 20%
of adults suffer from neck pain ⁽¹⁾



The neck is one of the areas of the body most affected by repetitive strain injuries in the office ⁽²⁾

42 to 63%
is the annual prevalence of neck pain in office workers ⁽³⁾

Ortel C1 Classic



NECK

CERVICAL COLLAR: WHAT BENEFITS?

Depending on design and structure, cervical collars immobilise the cervical spine, and help limit flexion, extension and rotation movements.

They act on several levels:

- 1 Pain-relieving effect**
By limiting movements and painful mechanical stresses ⁽⁴⁾
- 2 Relaxing effect**
By increasing local heat, thereby promoting muscle relaxation ⁽⁴⁾
- 3 Stabilisation/immobilisation of the cervical spine**
Varies depending on the degree of rigidity ⁽⁴⁾
- 4 Stimulation of proprioception**
By reinforcing control sensations from the spinal column ⁽⁴⁾

(1) Sinnott PL, Dally SK, Trafton J, Goulet JL, Wagner TH. Trends in diagnosis of painful neck and back conditions, 2002 to 2011. *Medicine (Baltimore)*. 2017 May;96(20):e6691

(2) Côté P, Cassidy JD, et al. The annual incidence and course of neck pain in the general population: a population-based cohort study. *Pain*. 2004 Dec;112(3):267-73.

(3) Xiaoqi Chen and others, Workplace-Based Interventions for Neck Pain in Office Workers: Systematic Review and Meta-Analysis, *Physical Therapy*, Volume 98, Issue 1, January 2018.

(4) Internal CE marking data.

NECK | Which solution for which condition?

Which prescription?

TORTICOLLIS / STIFF NECK

CERVICOBRACHIAL NEURALGIA

Support level

Mild support

Moderate support

Ortel C1 Classic

Ortel C1 Anatomic

Foam support



page
14



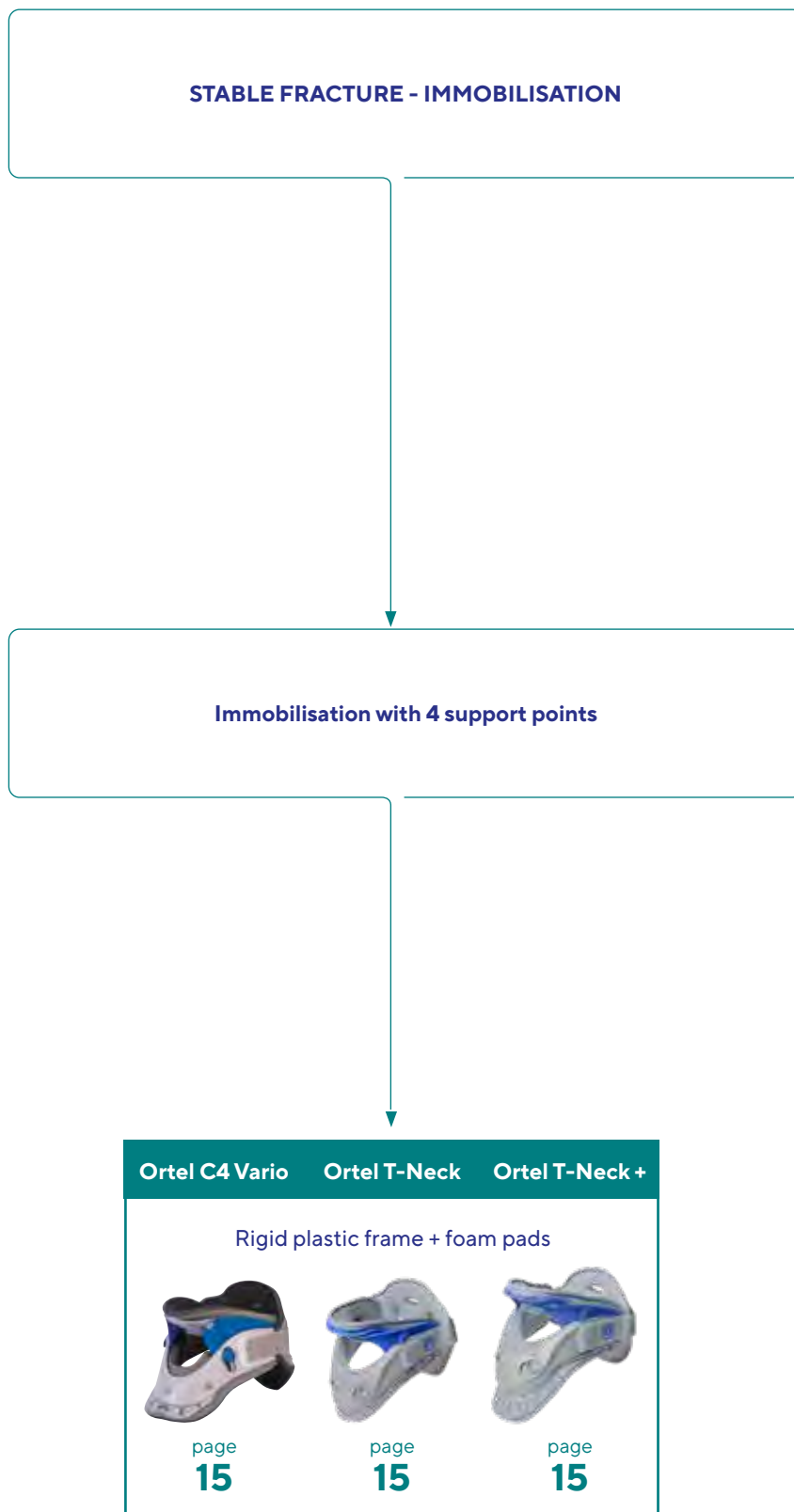
page
14

Ortel C2 Plus

Foam support + plastic insert



page
14





Ortel C1 Classic

Foam cervical collar

239303

MAIN INDICATIONS

- Torticollis (stiff neck).
- Post-operative use.

MAIN FEATURES

Support: soft support foam.

Comfort: removable and washable cover.

Ease of application: precise self-fastening adjustment.

Colour: available in beige.



a		b	
0 24 - 29 cm	6 cm	9 cm	11 cm
1 28 - 33 cm			
2 34 - 39 cm			
3 40 - 46 cm	-		

Ortel C1 Anatomic

Anatomical foam cervical collar

239403



MAIN INDICATIONS

- Torticollis (stiff neck).
- Post-operative use.

MAIN FEATURES

Support: anatomically-shaped support foam.

Comfort: removable and washable cover.

Ease of application: precise self-fastening adjustment.

Colours: available in black-blue or beige.



a		b	
0 24 - 29 cm	6 cm	9 cm	11 cm
1 28 - 33 cm			
2 34 - 39 cm			
3 40 - 46 cm	-		

Ortel C2 Plus

Semi-rigid cervical collar

239205



MAIN INDICATIONS

- Cervicobrachial neuralgia.
- Cervical osteoarthritis.

MAIN FEATURES

Stabilisation: light, aerated semi-rigid structure.

Comfort: anatomically-shaped support foam.
Removable and washable cover.

Ease of application: precise self-fastening adjustment.

Colours: available in black-blue or beige.



a		b	
0 24 - 29 cm	6 cm	9 cm	11 cm
1 28 - 33 cm			
2 34 - 39 cm			
3 40 - 46 cm	-		



Ortel C4 Vario

Cervical collar for immobilisation

T492802

MAIN INDICATIONS

- Traumatic conditions: sprain, post-operative immobilisation.
- Degenerative conditions: cervical arthritis.

MAIN FEATURES

Reinforced support: rigid structure combines anterior shell with chin rest and sternal pad, and posterior shell with high occipital and dorsal supports.

Comfort: removable and washable foam padding.

Accessibility: anterior tracheal opening.

Precise fit: height-adjustable from 9 to 16 cm.



1 31 - 48 cm



9 to 16 cm

Legal manufacturer: Thusne® Deutschland GmbH

Ortel T-Neck / Ortel T-Neck plus

Cervical collar for reinforced immobilisation

Cervical collar for reinforced immobilisation with occipital support

T49100

T49105



MAIN INDICATIONS - Ortel T-Neck

- Cervical spine radicular pain.
- Severe whiplash injury.
- Moderate to severe cervical syndrome
- Stable, non-displaced vertebral fractures (without neurological symptoms).

MAIN INDICATIONS - Ortel T-Neck plus

- Pre-op, post-op, post-traumatic use.
- Inflammatory conditions.
- Degenerative conditions.
- Severe instabilities of the cervical spine.
- Stable, non-displaced vertebral fractures (without neurological symptoms).

MAIN FEATURES

Immobilisation: rigid frame and reinforced two-part structure comprising chin, sternal, occipital and dorsal supports.

Comfort: lightweight structure with foam pads.

Precise fit: 5-step height adjustable chin rest (and adaptable sternal extension for T-Neck plus).

Accessibility: anterior tracheal opening.

Ease of application: simple, one-hand height adjustment.

Universal size.



Did you know?

1,500 is the number of times our backs have to work every day.⁽¹⁾

80% of the population will suffer from low back pain once in their lifetime.⁽²⁾

Movement

is one of the **treatments recommended** by the **French National Authority for Health (HAS)** for **low back pain**.⁽²⁾

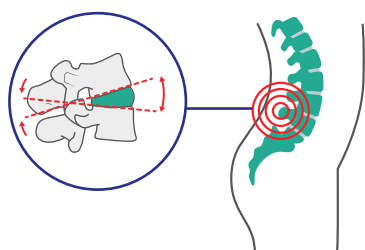


LombaSkin

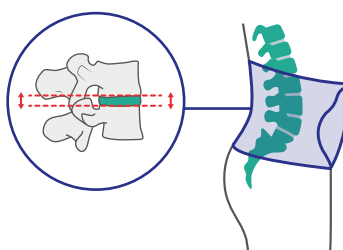
BACK - TORSO

LUMBAR BELTS: WHAT BENEFITS? ⁽³⁻⁴⁾

- 1 Relieve the lumbar zone**
Increase in intra-abdominal pressure

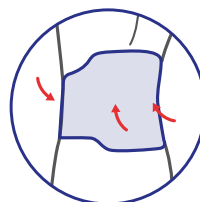


Pain-relieving effect due to compression



Better distribution of load on intervertebral discs

- 2 Promote a pain-relieving position (posture correction) and limit extreme, painful movements**



- 3 Aid early remobilisation and reduce apprehension about everyday activities**

(1) Rohlmann A, Consmüller T, Dreischarf M, Bashkuev M, Disch A, Pries E, Duda GN, Schmidt H. Measurement of the number of lumbar spinal movements in the sagittal plane in a 24-hour period. *Eur Spine J.* 2014 Nov;23(11):2375-84.

(2) ANAES, Diagnostic, prise en charge et suivi des malades atteints de lombalgie chronique, Service des recommandations et références professionnelles. (ANAES, Diagnosis, care and follow-up of patients with chronic low back pain, Recommendations and Professional References Department), Dec. 2000.

(3) Larivière C, Caron JM, Preuss R, Mecheri H. The effect of different lumbar belt designs on the lumbopelvic rhythm in healthy subjects. *BMC Musculoskelet Disord.* 2014 Sep 19;15:307.

(4) Hekmatfard M, Sanjari MA, Maroufi N, Saeedi H, Ebrahimi E, Behtash H. A Preliminary Study of the Objective Measurement of Compliance Rates for Semirigid Lumbar-Support Use in Patients with Chronic Nonspecific Low Back Pain: How Important Is the Compliance Rate? *Asian Spine J.* 2017 Oct;11(5):748-755.

SPINE | Which solution for which condition?

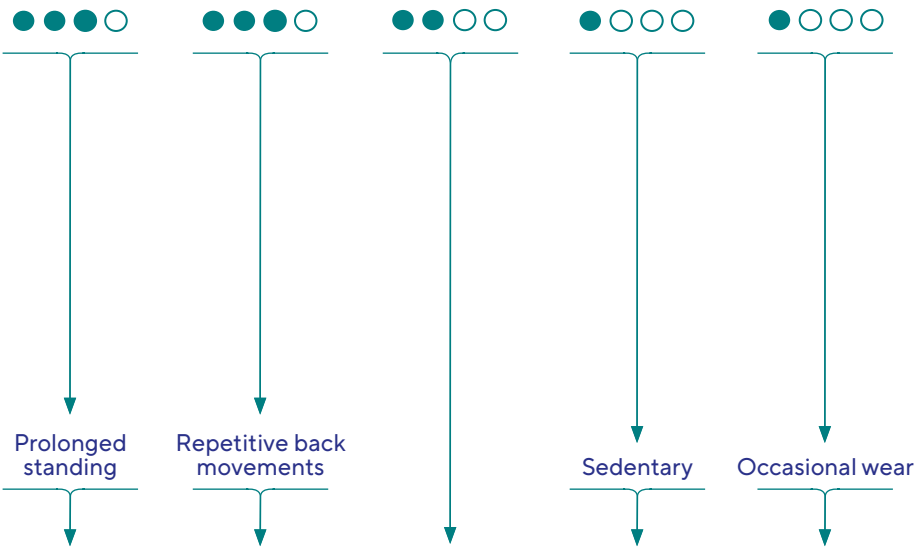
Which prescription?



Which condition?



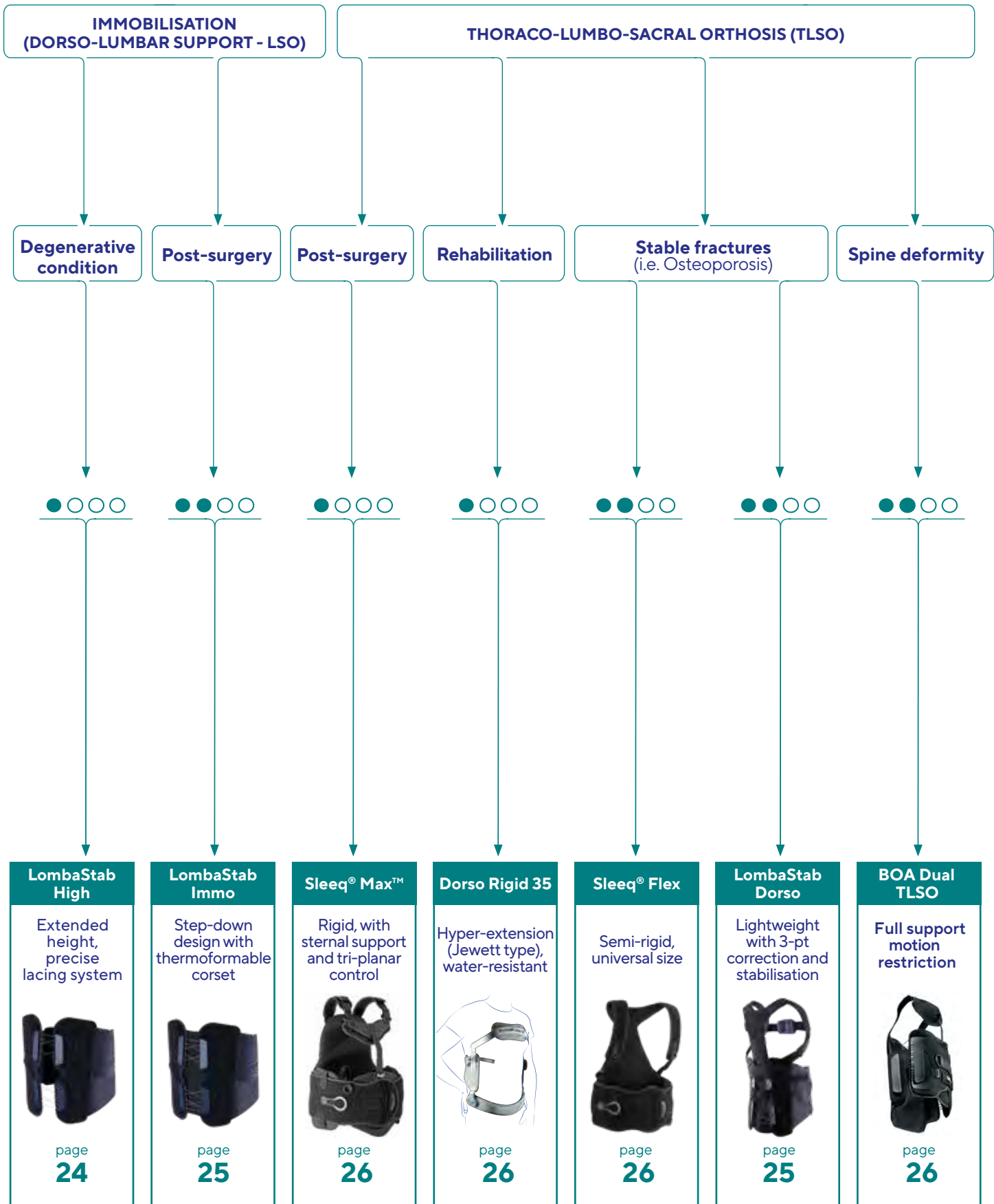
Which activity level?



LombaStab	Lombatech®	LombaStart	LombaSkin	Lombax Original	Lombamum®
Easy and precise tightening	Atypical body type	Adjustable compression	Low-profile and breathable	Strong compression	Adjustable throughout pregnancy
					
page 24	page 20	page 20	page 21	page 22	page 23

ACTIVITY LEVEL

- Mild ● ○ ○ ○ ○
- Moderate ● ● ○ ○ ○
- High ● ● ● ○ ○
- Intense ● ● ● ● ●





(1) Internal CE marking data
 (2) In combination with return to activity and/or therapeutic information
 (3) In-house study report - OC1806, 2019
 (4) Performance study report - OC2201, 2022

Lombatech®

Lumbar support with adjustable and targeted compression⁽¹⁾

085203 (21 cm) / 085104 (26 cm)

MAIN INDICATIONS

- Non-specific low back pain (acute, subacute and chronic phases).
- Prevention of recurrent low back pain⁽²⁾.
- Spinal stenosis.

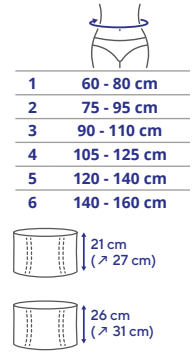

PATIENT PROFILE

Atypical body type: wide hips, overweight.

MAIN FEATURES

- 1 Adapts to the anatomy:** 4 independent dorsal stays adapt to various body types⁽¹⁾.
 - 2 Targeted pain relief:** removable additional strap can be positioned according to painful area.
- Comfort:** anatomically-shaped on hips, ribs and abdominal areas.
- 3 Breathability:** moisture-evacuating Combitec⁽³⁾ fabric.
 - 4 Ease of application:** abdominal panels with symmetrical hand loops and tightening indicators⁽⁴⁾.

Easy care: machine washable at 30°C (delicate).



(1) Internal CE marking data
 (2) In combination with return to activity and/or therapeutic information
 (3) Performance study report - OC2201, 2022

LombaStart

Lumbar support with adjustable compression⁽¹⁾

087403 (21 cm) / 087303 (26 cm)

MAIN INDICATIONS

- Non-specific low back pain (acute, subacute and chronic phases).
- Prevention of recurrent low back pain⁽²⁾.
- Spinal stenosis.

MAIN FEATURES

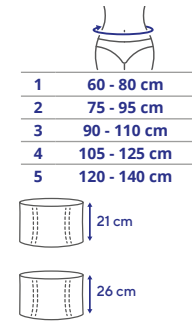
Adjustable compression : additional strap.

Comfort: anatomically-shaped on hips, ribs and abdominal areas; seamless and edgeless design.

Adapts to the anatomy: 4 conformable dorsal stays.

Ease of application: hand loop and centring indicator to ensure support is properly positioned on the spine⁽³⁾.

Easy care: machine washable at 30°C (delicate).



(1) In combination with return to activity and/or therapeutic information
 (2) Performance study report - OC2201, 2022

LombaFirst

Lumbar support

087603 (21 cm) / 087503 (26 cm)

MAIN INDICATIONS

- Non-specific low back pain (acute, subacute and chronic phases).
- Prevention of recurrent low back pain⁽¹⁾.
- Spinal stenosis.

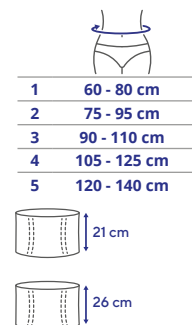
MAIN FEATURES

Comfort: anatomically-shaped on hips, ribs and abdominal areas; seamless and edgeless design.

Adapts to the anatomy: 4 conformable dorsal stays.

Ease of application: hand loop and centring indicator to ensure support is properly positioned on the spine⁽²⁾.

Easy care: machine washable at 30°C (delicate).



LombaSkin

Lumbar support for next-to-skin wear⁽¹⁾

087104 (21 cm) / 087004 (26 cm)



(1) Internal CE marking data
 (2) In combination with return to activity and/or therapeutic information
 (3) In-house study report - OC1806, 2019
 (4) Performance study report - OC2201, 2022

MAIN INDICATIONS

- Non-specific low back pain (acute, subacute and chronic phases).
- Prevention of recurrent low back pain⁽²⁾.
- Spinal stenosis

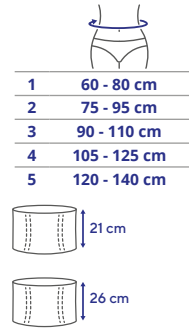
PATIENT PROFILE

Sedentary patients

MAIN FEATURES

- 1 **Low-profile:** moisture-evacuating Combitec fabric⁽³⁾, seamless and edgeless low-profile design⁽⁴⁾.
 - 2 **Adapts to the anatomy:** 4 conformable dorsal stays.
- Comfort:** anatomically-shaped on hips, ribs and abdominal areas.
- 3 **Ease of application:** abdominal panels with symmetrical hand loops and tightening indicators⁽⁴⁾.

Easy care: machine washable at 30°C (delicate).



2 out of 3 low back pain sufferers are **women** ⁽¹⁾

LombaSkin

(1) Allaert, François. (2012). Les patients lombalgiques en pharmacie, l'étude Palombie (Patients with low back pain in pharmacies, the Palombie study). Actualités Pharmaceutiques

Ortel truss

Hernia bandage

272001 (Bilateral) / 273001 (Unilateral)



(1) In-house study report OC2109, 2021

MAIN INDICATIONS

- Unilateral or bilateral inguinal hernia.
- Pre-operative wear.

MAIN FEATURES

Firm support: elastic fabric and repositionable pads provide targeted compression and pain relief.

Ease of application: self-fastening closure⁽¹⁾.

Adaptable: can be used on left or right side.

Adjustable: removable and repositionable pads.

Easy care: machine washable at 40°C.



1	75 - 85 cm
2	86 - 97 cm
3	98 - 110 cm
4	111 - 125 cm

Lombax Original

Lumbar support

082405



(1) In-house evaluation report

MAIN INDICATIONS

- Non-specific low back pain (acute, subacute, chronic).
- Spinal stenosis.

PATIENT PROFILE

Occasional wear.
Suitable for: gardening, DIY...

MAIN FEATURES

Strong compression : durable, elastic compressive Lombax fabric⁽¹⁾.

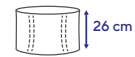
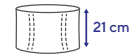
Comfort: breathable 3D mesh back panel⁽¹⁾.

Ease of application: two-part self-fastening closure.

Easy care: machine-washable at 40°C.



1	60 - 85 cm
2	86 - 112 cm
3	113 - 140 cm



Ortel P

Pelvic belt

274001

MAIN INDICATIONS

- Pregnancy-related pelvic girdle pain.

MAIN FEATURES

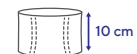
Adjustable support: strong compressive elastic fabric and additional strap.

Comfort: terry-cloth lining.

Easy care: machine-washable at 40°C.



1	83 - 89 cm
2	90 - 96 cm
3	97 - 105 cm
4	106 - 114 cm
5	115 - 125 cm
6	126 - 136 cm





Lombamum[®]

Lumbar support for maternity

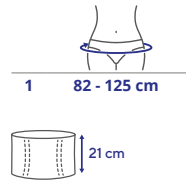
080501

MAIN INDICATIONS

- Pregnancy-related low back pain, pelvic girdle pain.

MAIN FEATURES

- 1 Adjustable throughout pregnancy:** 2 abdominal support bands adapt to evolving girth.
 - 2 Targeted support:** adjustable additional straps.
- Comfort:** bamboo fibre lining.⁽¹⁾
Ease of application: hand loops to ensure support is properly positioned.
Easy care: machine-washable at 30°C.



(1) <https://www.natureetbambou.com>



The first signs of venous insufficiency often occur during a first pregnancy: in 6 out of 10 cases, varicose veins can appear⁽¹⁾. To relieve heavy legs, we recommend using our VENOFLEX range of compression hosiery. VENOFLEX devices provide compression by applying pressure to the limb, thereby promoting venous return.

(1) Charlène Viel. Prise en charge à l'officine de l'insuffisance veineuse des membres inférieurs chez la femme enceinte. (Management within the pharmacy of venous insufficiency of the lower limbs in pregnant women). Sciences pharmaceutiques. 2017. dumas-01587618



Lombamum[®]



(1) Study conducted in-house on a panel of 13 people, July 2019.
(2) <https://coolmax.com/en/>

LombaStab

Lumbar support with easy and precise tightening⁽¹⁾

085302 (26 cm) / 085402 (21 cm)

MAIN INDICATIONS

- Non-specific low back pain (acute, subacute, chronic).
- Spinal stenosis.

PATIENT PROFILE

Patients in prolonged standing position.
Patients lacking strength.

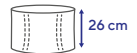
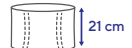
MAIN FEATURES

- 1 Easy and precise tightening⁽¹⁾:** wire lacing system with easy-grip handles.
- 2 Adapts to the anatomy:** 4 conformable dorsal stays and independent back plates.
- 3 Ease of application:** symmetrical hand loops to ensure lumbar support is properly centred on the spine.
- 4 Comfort:** specific LombaStab elastic fabric with breathable Coolmax⁽²⁾ lining.

Easy care: machine-washable at 30°C.



1	60 - 80 cm
2	75 - 95 cm
3	90 - 110 cm
4	105 - 125 cm
5	120 - 140 cm



LombaStab High

Dorso-lumbar support with easy and precise tightening⁽¹⁾

085501 (35 cm) / 085601 (40 cm)

MAIN INDICATIONS

- Spinal stenosis.
- Spondylolysis/spondyloarthrosis.
- Stable vertebral fracture (osteoporotic).
- Osteochondrosis/Scheuermann's disease.
- Spondylolistesis.

MAIN FEATURES

Easy and precise tightening⁽¹⁾: wire lacing system with easy-grip handles.

Adapts to the anatomy: 4 conformable dorsal stays and independent back plates.

Ease of application: symmetrical hand loops to ensure lumbar support is properly centred on the spine.

Comfort: specific LombaStab elastic fabric with breathable Coolmax⁽²⁾ lining.

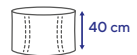
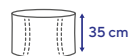
Easy care: machine-washable at 30°C.



(1) Study conducted in-house on a panel of 13 people, July 2019.
(2) <https://coolmax.com/en/>



1	60 - 80 cm
2	75 - 95 cm
3	90 - 110 cm
4	105 - 125 cm
5	120 - 140 cm





(1) Study conducted in-house on a panel of 13 people, July 2019.
2) <https://coolmax.com/en/>

LombaStab Immo

Dorso-lumbar support with corset & easy and precise tightening⁽¹⁾

085901

MAIN INDICATIONS

- Post-operative immobilisation.
- Lumbar-spinal stenosis.
- Spondylolysis.
- MODIC type 1 discopathy.

MAIN FEATURES

Easy and precise tightening⁽¹⁾: wire lacing system with easy-grip handles.

Adapts to the anatomy: 4 conformable dorsal stays and independent back plates.

Ease of application: symmetrical hand loops to ensure lumbar support is properly centred on the spine.

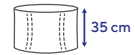
Comfort: specific LombaStab elastic fabric with breathable Coolmax⁽²⁾ lining.

Step-down design: thermoformable and removable corset with removable 3D mesh cover.

Easy care: machine-washable at 30°C.



1	60 - 80 cm
2	75 - 95 cm
3	90 - 110 cm
4	105 - 125 cm
5	120 - 140 cm



LombaStab Dorso

TLSO with easy and precise tightening⁽¹⁾

084701



(1) Study conducted in-house on a panel of 13 people, July 2019.
(2) <https://coolmax.com/en/>

MAIN INDICATIONS

- Stable vertebral fracture (traumatic and osteoporotic).
- Scheuermann's disease.
- Static disorders (kyphosis, lordosis).

MAIN FEATURES

Easy and precise tightening⁽¹⁾: wire lacing system with easy-grip handles.

Adapts to the anatomy: conformable and height-adjustable back straightener (from 36 cm to 61 cm) adapts to patient size.

Hyperextension: achieved by back frame, sternal support and shoulder straps.

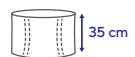
Ease of application: symmetrical hand loops to ensure lumbar support is properly centred on the spine.

Comfort: specific LombaStab elastic fabric with breathable Coolmax⁽²⁾ lining and S-shaped, padded shoulder straps prevent armpit friction.

Easy care: machine-washable at 30°C.



1	60 - 80 cm
2	75 - 95 cm
3	90 - 110 cm
4	105 - 125 cm
5	120 - 140 cm





Sleeq® Max™

Post-op/post-injury TLSO

U50402

MAIN INDICATIONS

- Post-operative rehabilitation with sagittal/coronal/transverse plane motion restriction.
- Stable vertebral fracture (traumatic and osteoporotic).

MAIN FEATURES

Strong immobilisation: rigid tri-planar control with full circumference shell design, reinforced panels and steel components.

Customisable: anterior panels can be trimmed or heat moulded for anatomic fit and adjustable sternal bar.

Adjustable design: steps down to LSO to evolve with patient's condition. Additional extension panel accommodates waist sizes 145-165 cm.

Comfort: ventilated components and anatomically moulded back panel.

Ease of use: lacing system with easy-grip handles and practical straps with snap & release buckles.

Universal size

Legal manufacturer: Townsend Design/Thuasne® USA.
EC representative: MedEnvoy Global BV.



Sleeq® Flex

TLSO for active relief and correction of spine in saggital plane

T54660

MAIN INDICATIONS

- Stable vertebral fracture (traumatic and osteoporotic).

MAIN FEATURES

Immobilisation: semi-rigid structure provides support.

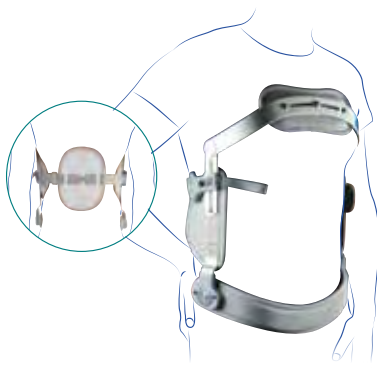
Comfort: ventilated self-moulding support panels.

Ease of use: lacing system with easy-grip handles.

Adjustable design: additional extension panel accommodates waist sizes 145-165 cm.

Universal size: easily adjustable to fit waist sizes 65-145 cm.

Legal manufacturer: Thuasne® Deutschland GmbH



Dorso Rigid 35

Immobilising spinal hyper-extension brace

089002

MAIN INDICATIONS

- Post-operative immobilisation after spinal surgery.
- Traumatic fractures (T10-L1/L2).
- Osteoporotic or metastatic-related compression fractures of the thoracic spine and the dorso-lumbar transition (T10-L1/L2).
- Osteomalacia with fractures.
- Dorso-lumbar osteoarthritis.
- Substitute for plaster corset.

MAIN FEATURES

Stabilising and immobilising action: 3-pt pressure design to help rest the spine and achieve static posture correction.

Adjustable: telescoping frame, adjustable sternal plate, articulated and lockable pelvic band.

Comfort: padded sternal pad and adjustable back pad.

Water-resistant: can be used in water-based physiotherapy sessions, rustproof.



Pubic symphysis to sternum height

	60 - 75 cm	34 - 42 cm
S	60 - 75 cm	34 - 42 cm
M short	75 - 90 cm	34 - 41 cm
M	75 - 90 cm	36 - 46 cm
L short	90 - 105 cm	36 - 46 cm
L	90 - 105 cm	40 - 52 cm
XL short	105 - 115 cm	39 - 49 cm
XL	105 - 115 cm	42 - 54 cm

Legal manufacturer: Orthoservice AG, Via Milano 7
CH, 6830 Chiasso (TI), Switzerland.
EC REP: RO+TEN, Srl, Via Marco De Marchi,
7-20100 Milano, Italy.



BOA Dual TLSO

Full circumferential support for the thoracolumbar spine

U50301

MAIN FEATURES

- Full circumferential support for the thoracolumbar spine.
- Patented Lacer Design Compression System.
- Simple pull straps for easy tightening and adjustment.

MAIN INDICATIONS

Recommended for: Sagittal, coronal, transverse plane motion restriction / increased intracavitary pressure to reduce spine and disc loading / mechanical or discogenic thoracic / lumbar and extremity pain / post-operative spinal stabilization / fusion / degenerative disc disease / post-injury to facilitate healing / spondylolysis / spinal stenosis / spondylolisthesis / spondylosis laminectomy / discectomy / facet syndrome / spinal muscle weakness / arthritis / low back sprains, strains / prophylactic back support.



Cemen2

Thoracic and abdominal bandage

280002

MAIN INDICATIONS

- Rib fracture.
- Thoracic trauma/injuries.

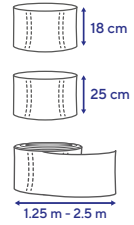
MAIN FEATURES

Firm support: elastic fabric provides strong compression.

Ease of application: thumb loops.

Easy care: machine-washable at 40°C.

1	18 cm x 1.25 m
2	18 cm x 2.50 m
3	25 cm x 1.25 m
4	25 cm x 2.50 m



Cemen

Thoracic belt

290001

MAIN INDICATIONS


- Rib fracture.
- Thoracic trauma/injuries.

MAIN FEATURES

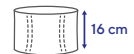
Firm support: elastic fabric provides strong compression.

Ease of application: self-fastening closure.

Available in male of female version.



1	60 - 75 cm
2	76 - 90 cm
3	91 - 105 cm
4	106 - 120 cm



Stomex

Abdominal support for stoma

270002

MAIN INDICATIONS

- Stoma.

MAIN FEATURES


Ease of use: ladder-proof fabric on abdominal panel, to facilitate insertion of drains, or colostomy bags.

Firm support: elastic fabric provides adequate compression.

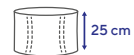
Adapts to the anatomy: removable, flexible abdominal and dorsal stays.

Ease of application: self-fastening closure with thumb loops.

Care: machine-washable at 60°C.



1	60 - 70 cm
2	71 - 85 cm
3	86 - 100 cm
4	101 - 120 cm



Dynabelt

Abdominal support

701007 (16 cm) / 701008 (26 cm) / 701009 (33 cm)

MAIN INDICATIONS

- Abdominal muscle weakness.
- Post-operative conditions.


MAIN FEATURES

Comfort: breathable and moisture-evacuating CombiteX⁽¹⁾ fabric.

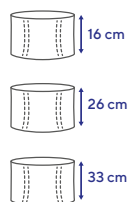
Adapts to the anatomy: removable, flexible abdominal and dorsal stays.

Ease of application: self-fastening closure with thumb loops.

Care: can be sterilized in autoclave, machine-washable at 60°C.




1	66 - 80 cm
2	81 - 90 cm
3	91 - 100 cm



(1) In-house study report OC2109, 2021

Did you know?




14 to 20% of the population

say they are suffering from
shoulder pain on any given day⁽¹⁾

The shoulder is one of the areas of the body most
affected by musculoskeletal problems, particularly
rotator cuff tendinitis⁽²⁾.

Collar bone fracture:
Children are the most affected
(almost half of all collar bone fractures)⁽³⁾.



Shoulder
immobilisation
sling

SHOULDER - ELBOW

SHOULDER IMMOBILISERS & ARM SLINGS: WHAT BENEFITS?

Thuasne® shoulder braces can be modular, depending on the models, and accompany patients from the post-traumatic or post-operative immobilisation phase, right through to rehabilitation and recovery. There are two different types of immobilisation:

- 1 Immobilisation in neutral position** following trauma or surgery
- 2 Functional immobilisation** for rehabilitation and gradual resumption of shoulder movement and/or function

The physician decides on the immobilisation duration on the basis of the severity of the trauma, its nature and the type of associated damage. Prolonged strict immobilisation can have significant consequences, such as stiffness. It is for this reason that the initiation of a gradual, adapted rehabilitation programme designed to restore pain-free, unrestricted function is recommended⁽⁴⁾.

(1) T.Marc, T.Gaudin, J.Teissier, & F.Bonnel. (s.d.) "Rotator Cuff Pathology and TMS». Published : The muscle New concepts. Anatomy - Biomechanics - Surgery - Rehabilitation. 2009. ISBN 9782840236283.

(2) INRS, Livret "Les TMS, tous concernés", ED 6387, 02/2021, ISBN 978-2-7389-2578-7.

(3) Antabak A, Matković N, Papeš D, Karlo R, Romić I, Fuchs N, Madarić M, Stilinović M, Stanić L, Luetić T. [Clavicle fractures in children—Circumstances and causes of injury]. Lijec Vjesn. 2015 May-Jun;137(5-6):163-7.

(4) HAS, Professional recommendations - Criteria for follow-up in rehabilitation and orientation on an outpatient basis or in follow-up or rehabilitation care after rotator cuff surgery and shoulder arthroplasty - 2008.

SHOULDER

Which shoulder immobiliser for **which condition** ?

Which prescription?

GLENOHUMERAL IMMOBILISATION
IMMOBILISATION IN NEUTRAL POSITION

SHOULDER
AND ELBOW
IMMOBILISATION
WITH 30°
ABDUCTION

CLAVICULAR
STRAPS

Which indication?

Shoulder/Elbow immobilisation
Post-trauma - Post-op

Post-operative
immobilisation

Collar bone
fracture

ImmoClassic



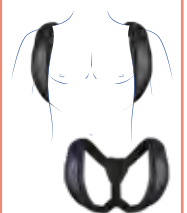
page
32

ImmoClassic +



page
32

Ligaflex®



page
32

ELBOW | Which elbow brace for **which condition** ?

Which **prescription**?

ELBOW BRACE

Which **indication**?

Epicondylitis (Tennis Elbow)
Epitrochleitis (Golfer's Elbow)

**Epi-med®
Promaster**



page
33

Epi-med®



page
33

Silistab® Epi



page
33

New

ImmoClassic

Adjustable shoulder immobilisation sling

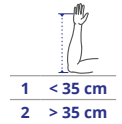
244701



(1) Polyester - polyurethane - polyamide - cotton

MAIN INDICATIONS

- Shoulder and/or elbow injuries or inflammatory conditions.
- Conservative treatment for non-surgical proximal humeral fractures.
- Shoulder dislocation.
- Non-surgical fractures of the clavicle and/or scapula.
- Post-operative immobilisation (such as after rotator cuff surgery or dislocation reduction...).
- Shoulder subluxation or dislocation prevention (joint instability).
- Support for paralytic upper limb.



MAIN FEATURES

Effective immobilisation: allows shoulder and/or elbow to be immobilised in neutral position.

Adjustable: trimmable and removable straps allow individualised adjustments.

Support: arm sleeve sustains and protects the forearm.

Pressure relief: neck pad helps alleviate pressure on the cervical area.

Ease of use: self-fastening adjustable strap system.

Comfort: soft & light fabric⁽¹⁾.

Bilateral model.

New

ImmoClassic+

Adjustable shoulder immobilisation sling with ergonomic abduction pillow

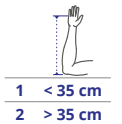
244801



(1) Polyester - polyurethane - polyamide - cotton

MAIN INDICATIONS

- Shoulder and/or elbow injuries or inflammatory conditions.
- Conservative treatment for non-surgical proximal humeral fractures.
- Shoulder dislocation.
- Non surgical fractures of the clavicle and/or scapula.
- Post-operative immobilisation (such as after rotator cuff surgery or dislocation reduction...).
- Shoulder subluxation or dislocation prevention (joint instability).
- Support for paralytic upper limb.



PATIENT PROFILE

- Patient requiring immobilisation in abduction.

MAIN FEATURES

Abduction: ergonomic 20° abduction pillow for specific immobilisation.

Adjustable: trimmable and removable straps allow individualised adjustments.

Support: arm sleeve sustains and protects the forearm.

Pressure relief: neck pad helps alleviate pressure on the cervical area.

Ease of use: self-fastening adjustable strap system.

Comfort: soft & light fabric⁽¹⁾.

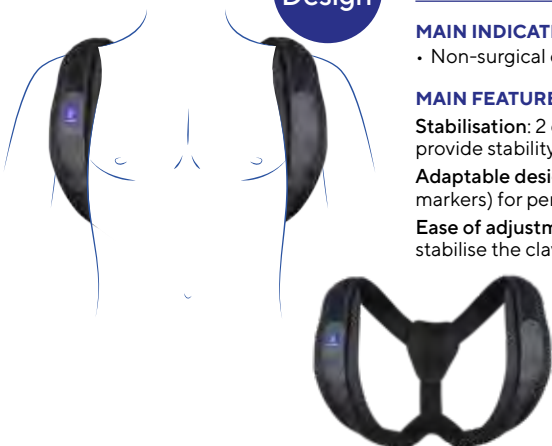
Bilateral model.

New Design

Ligaflex® clavicular straps

Clavicular immobilisation straps

245003



MAIN INDICATIONS

- Non-surgical clavicle fractures.

MAIN FEATURES

Stabilisation: 2 dorsal cross-straps fastened onto an anchoring pad provide stability.

Adaptable design: adjustable and trimmable straps (with visual markers) for personalised fit.

Ease of adjustment: simultaneous tightening of the straps helps stabilise the clavicles.

	T0	T1
1	20 - 24 cm	34 - 40 cm
2	25 - 29 cm	41 - 50 cm
3	30 - 34 cm	> 50 cm



▶ Presentation video available online

Silistab® Epi

Knitted anti-epicondylitis elbow brace with silicone insert

230503

MAIN INDICATIONS

- Treatment of lateral or medial epicondylitis (tennis/golfer's elbow).
- Prevention of elbow tendinopathy recurrence.
- Support for physical activity resumption.

MAIN FEATURES

Proprioceptive effect: compressive knit and targeted pressure (silicone inserts).

Adjustable pressure: additional removable strap.

Comfort: anatomically-shaped knit with comfort areas on the epicondyles.

Ease of application: patented pull tabs.

Bilateral model.



1	19 - 22 cm
2	22 - 25 cm
3	25 - 28 cm
4	28 - 31 cm
5	31 - 34 cm
6	34 - 37 cm



Legal manufacturer: Thusnæ® Deutschland GmbH

Epi-med®

Rigid anti-epicondylitis armband

T480013

MAIN INDICATIONS

- Lateral epicondylitis (tennis elbow).
- Medial epicondylitis (golfer's elbow).
- Elbow tendinopathy.

MAIN FEATURES

Targeted pressure: adjustable pressure via self-fastening strap.

Comfort: felt lining for daily wear.

Ease of adjustment: elastic self-fastening closure.

Bilateral model.



XS	22 - 23 cm
S	24 - 25 cm
M	26 - 27 cm
L	28 - 30 cm
XL	31 - 34 cm



Epi-med® PROMASTER

Rigid armband with silicone inserts

T350873

MAIN INDICATIONS

- Lateral epicondylitis (tennis elbow).
- Medial epicondylitis (golfer's elbow).
- Elbow tendinopathy.

MAIN FEATURES

Comfort: silicone inserts for targeted double pressure on the epicondyles.

Additional Flexi Pads inserts included to adjust the pressure.

Ease of adjustment: self-fastening closure system to adjust pressure.

Bilateral model.



XS	22 - 23 cm
S	24 - 25 cm
M	26 - 27 cm
L	28 - 30 cm
XL	31 - 34 cm



If suffering from epicondylitis, we recommend applying a cold pack onto the painful area to help alleviate the pain ⁽¹⁾.

Argicalm® Hot/Cold Pack

Reusable clay pack



(See page 89)

(1) Day JM, Lucado AM, Uhl TL. A comprehensive rehabilitation program for treating lateral elbow tendinopathy. Int J Sports Phys Ther. 2019 Sep;14(5):818-829.

Did you know?

Carpal tunnel syndrome

(due to median nerve compression)



Represents almost **all musculoskeletal problems** of the wrist ⁽¹⁾

CTS is the **2nd most common musculoskeletal** problem during pregnancy, **after low back pain** ⁽²⁾.

Wrist fractures



Distal radius fractures account for:

25% of **pediatrics fractures** and up to **18%** of **elderly fractures** ⁽³⁾.

Finger injuries



Sport is also one of the **biggest causes of injury**. For example, 3/4 of all handball injuries affect the fingers ⁽⁴⁾.



Ligaflex® Rhizo

WRIST - THUMB - FINGERS

MODE OF ACTION OF BRACES & SPLINTS



WRIST BRACE/SPLINT

Varying degrees of immobilisation of the carpometacarpal joints. Used mainly for sprains, wrist instabilities, tendinitis of the wrist, carpal tunnel syndrome that has not undergone surgery and during the post-operative phase.



WRIST-THUMB BRACE/SPLINT

Varying degrees of immobilisation of the carpometacarpal joints and the thumb. Used in the event of trauma (sprains and fractures), wrist and thumb instabilities, tendinitis of the wrist and De Quervain's tenosynovitis, basal joint arthritis of the thumb and during the post-operative phase.



THUMB BRACE/SPLINT

Stabilisation of the thumb in the required therapeutic position. Mainly used in basal joint arthritis of the thumb or thumb sprains.



WRIST-FINGER BRACE/SPLINT

Varying degrees of immobilisation of the metacarpophalangeal and interphalangeal joints. Used in the event of sprains, dislocations, non-displaced fractures or in the post-operative phase.

(1) Wiperman J, Goerl K. Carpal Tunnel Syndrome: Diagnosis and Management. Am Fam Physician. 2016 Dec 15;94(12):993-999. PMID: 28075090.

(2) Afshar A, Tabrizi A. Pregnancy-related Hand and Wrist Problems. Arch Bone Jt Surg. 2021 May;9(3):345-349.

(3) Nellans KW, Kowalski E, Chung KC. The epidemiology of distal radius fractures. Hand Clin. 2012 May;28(2):113-25.

(4) Knobloch K, Rossner D, Jagodzinski M, Zeichen J, Gössling T, Martin-Schmitt S et al. Prevention of school sport injuries-an analysis of ballsports with 2234 injuries. Sportverletz Sportschaden. 2005;19:82-88.

WRIST, THUMB, FINGERS

Which **prescription?**

THUMB

WRIST

Which **condition?**

Rhizarthrosis

Thumb sprain

Post-op/post-trauma

Without oedema

Without oedema

With oedema

Ligaflex® Rhizo



page
40

Rhizo-pro



page
41

Ligaflex® pro



page
39

Ligaflex® Classic



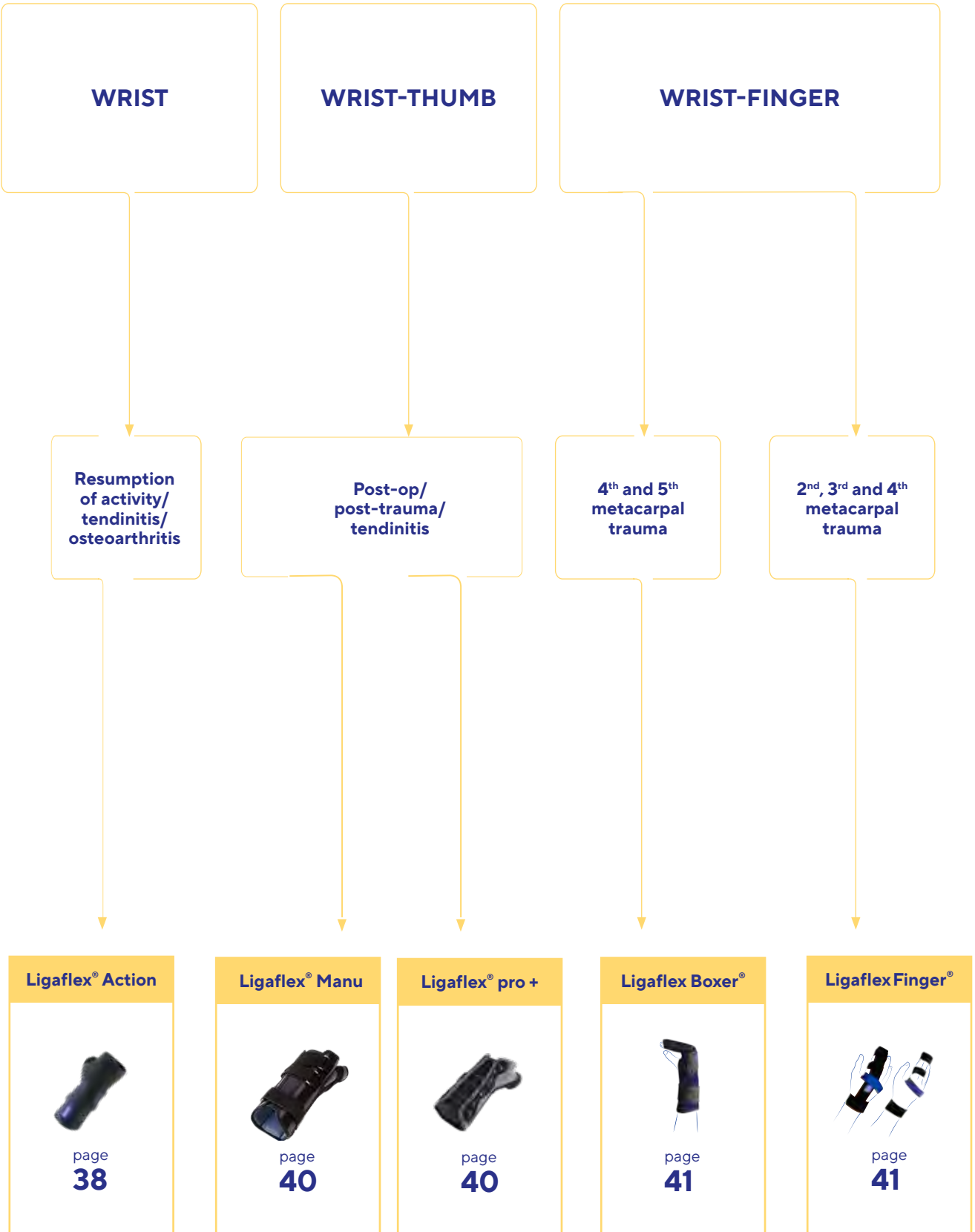
page
38

Ligaflex® Classic open



page
39

Which brace for
which condition?





Ligaflex® Action

3D Knit wrist stabilising brace

243602

MAIN INDICATIONS

- Wrist sprain.
- Wrist tendinopathies.
- Post-operative, post-traumatic residual pain and/or oedema.
- Wrist osteoarthritis.

MAIN FEATURES

Stabilisation: rigid, anatomical, and conformable palmar stay stabilises the wrist joint.

Proprioceptive effect: elastic compressive 3D knit ensures proprioception.

Comfort: anatomically-shaped knit and insert on the ulnar head.

Modular design: removable palmar stay and additional strap to adjust compression level.

Available in right or left model.



1	14 - 15 cm
2	15 - 16 cm
3	16 - 17 cm
4	17 - 18 cm
5	18 - 19 cm
6	19 - 20 cm



Ligaflex® Classic

Wrist immobilisation splint

243502



MAIN INDICATIONS

- Post-operative or post-traumatic wrist immobilisation.
- Wrist sprains, non-surgical fractures.
- Wrist tendinopathies.
- Conservative treatment of carpal tunnel syndrome.
- Lateral epicondylitis.
- Rheumatoid arthritis.

MAIN FEATURES

Immobilisation: rigid, anatomical, and conformable palmar stay restricts joint movement.

Comfort: aerated lining for comfortable wear.

Ease of adjustment: dual strap system ensures even compression.

Available in right or left model.



0	10 - 13 cm
1	13 - 15 cm
2	15.5 - 17.5 cm
3	18 - 20 cm
4	20.5 - 23 cm



Ligaflex® Classic open

Wrist immobilisation splint - Open design

243702



MAIN INDICATIONS

- Post-operative or post-traumatic wrist immobilisation.
- Wrist sprains, non-surgical fractures.
- Wrist tendinopathies.
- Conservative treatment of carpal tunnel syndrome.
- Lateral epicondylitis.
- Rheumatoid arthritis.



1	13 - 17 cm
2	17 - 23 cm

MAIN FEATURES

Immobilisation: rigid, anatomical, and conformable palmar stay restricts joint movement.

Comfort: aerated lining for comfortable wear.

Ease of application: open design facilitates application and removal, useful in case of oedema.

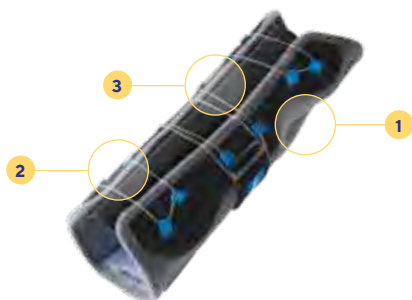
Bilateral model.



Ligaflex® pro

Wrist immobilisation splint with Quick Lacing System⁽¹⁾

243302



MAIN INDICATIONS

- Post-operative or post-traumatic wrist immobilisation.
- Wrist sprains, non-surgical fractures.
- Wrist tendinopathies.
- Conservative treatment of carpal tunnel syndrome.
- Lateral epicondylitis.
- Rheumatoid arthritis.



1	13 - 17 cm
2	17 - 23 cm

MAIN FEATURES

1 Immobilisation: rigid, anatomical, and conformable palmar stay restricts joint movement.

2 Comfort: aerated lining for comfortable wear.

3 Ease of application: patented Quick Lacing System⁽¹⁾ provides quick and even tightening.

Bilateral model.



(1) CE Marking Data



Presentation video available online

(1) CE Marking Data

Ligaflex[®] pro +

Wrist and thumb immobilisation splint with Quick Lacing System⁽¹⁾

243402

MAIN INDICATIONS

- Post-operative or post-traumatic wrist/thumb immobilisation.
- Wrist and/or thumb sprains.
- Non-surgical scaphoid fracture.
- Wrist and/or thumb tendinopathies, including De Quervain tenosynovitis.
- Thumb/wrist osteoarthritis.
- Rheumatoid arthritis.


MAIN FEATURES

- 1 Immobilisation:** rigid, anatomical, and conformable palmar and thumb stays restrict wrist and thumb joints movements.
- 2 Comfort:** aerated lining for comfortable wear.
- 3 Ease of application:** patented Quick Lacing System⁽¹⁾ provides quick and even tightening.

Available in right or left model.



1	13 - 15 cm
2	15.5 - 17.5 cm
3	18 - 20 cm
4	20.5 - 23 cm



Ligaflex[®] Manu

Wrist and thumb immobilisation splint

243002

MAIN INDICATIONS

- Post-operative or post-traumatic wrist/thumb immobilisation.
- Wrist and/or thumb sprains.
- Non-surgical scaphoid fracture.
- Wrist and/or thumb tendinopathies, including De Quervain tenosynovitis.
- Thumb/wrist osteoarthritis.
- Rheumatoid arthritis.

MAIN FEATURES

Immobilisation: rigid, anatomical, and conformable palmar and thumb stays restrict wrist and thumb joints movements.

Comfort: aerated lining for comfortable wear.

Ease of adjustment: dual strap system ensures even compression.

Available in right or left model.



0	10 - 13 cm
1	13 - 15 cm
2	15.5 - 17.5 cm
3	18 - 20 cm
4	20.5 - 23 cm



Presentation video available online

Ligaflex[®] Rhizo

Stabilising thumb brace

709002

MAIN INDICATIONS

- Thumb osteoarthritis (including rhizarthrosis).
- Immobilisation in case of pain or trauma of the thumb.

Patient profile

Patient with arthritis requiring support during the day.

MAIN FEATURES

- 1 Stabilisation:** patented metallic wire stay maintains thumb joint in neutral position.
- 2 Comfort:** aerated lining for comfortable wear.
- 3 Pressure relief:** opening along the thumb to reduce risk of painful pressure.
- 4 Freedom of movement:** overall design sustains gripping and pinching movements and wrist range of motion.

Ease of application: 2 self-fastening straps facilitate application and removal.

Available in right or left model.



1	13 - 17 cm
2	17 - 23 cm





Legal manufacturer: Thuasne Deutschland GmbH

Rhizo-pro

Thumb immobilisation splint with rigid shell

T480273

MAIN INDICATIONS



- Distortions, injuries (trauma).
- Instabilities of the ligaments.
- Post-operative immobilisation.
- Arthrosis/arthritis.

MAIN FEATURES

Immobilisation: rigid plastic shell restricts thumb column movement.

Comfort: aerated lining for comfortable wear.

Bilateral model.

		
1	12 - 18.5 cm	1.7 - 2.2 cm
2	16.5 - 22 cm	2.2 - 2.6 cm



 Presentation video available online

Ligaflex Boxer®

Wrist-hand-finger immobilisation splint

243102

MAIN INDICATIONS

- Post-operative 4th and 5th metacarpal immobilisation.
- Non-surgical 4th and 5th metacarpal fracture.
- Residual symptoms post fractured or sprained finger (of 4th and 5th).
- Following strict plaster cast immobilisation.

Patient profile

Patient with boxer's fracture.

MAIN FEATURES


Immobilisation of the wrist up to 4th and 5th metacarpals: rigid, anatomical and conformable palmar stay and dorsal stay restrict wrist and fingers movements.


Comfort: aerated lining for comfortable wear.

Protection: separator helps prevent friction between immobilised fingers.

Ease of application: open design facilitates application and removal.

Available in right or left model.

	
1	13 - 15 cm
2	15.5 - 17.5 cm
3	18 - 20 cm
4	20.5 - 23 cm



 Presentation video available online

Ligaflex Finger®

Wrist-finger immobilisation splint

243202

MAIN INDICATIONS

- Finger injuries (sprains, dislocations, ligament ruptures...).
- Post-operative/post-traumatic immobilisation.

Patient profile

Patient requiring strict immobilisation of the long fingers.

MAIN FEATURES


Immobilisation: rigid, conformable stay restricts movement of the long fingers (2nd, 3rd and 4th).

Versatile positioning: stay can be positioned in palmar or dorsal immobilisation according to patient's needs.

Ease of adjustment: 2 fixed and 2 removable self-fastening straps to adapt tightening.

Comfort: protective cover for injured fingers.

Bilateral model.

	
1	< 13 cm
2	13 - 16 cm
3	16 - 19 cm
4	19 - 22 cm



Did you know?

42% of of knee injuries are **sprains**⁽¹⁾

Knee injuries are often linked to sports.

For example, 1/3 of skiing injuries involve the knee⁽²⁾

30% of **arthritis cases** concern the knee joint⁽³⁾



UniReliever™


KNEE

MODE OF ACTION OF THE KNEE BRACES AND KNEE SPLINTS



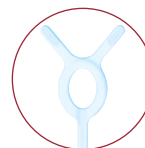
PROPRIOCEPTIVE KNEE BRACE

Improved proprioception (perception of the body in space) via the use of a compressive knit



PATELLAR KNEE BRACE

Patella supported by an insert (ring) and proprioceptive effect thanks to the compressive knit



PATELLO-FEMORAL KNEE BRACE

Patella realignment in its physiological axis and proprioceptive effect thanks to compressive knit



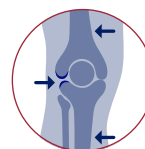
LIGAMENT KNEE BRACE

Stabilises the knee via the use of flexible lateral stays or hinged reinforcements



RIGID LIGAMENT KNEE BRACE

Ligament stabilisation thanks to rigid articulated frame



OFFLOADING KNEE BRACE

Offload of the damaged compartment thanks to a 3-point system



KNEE SPLINT

Pain management and complete immobilisation of the knee



CRYOTHERAPY KNEE BRACE

Helps reduce inflammation and oedema, helps relieve pain⁽⁴⁾

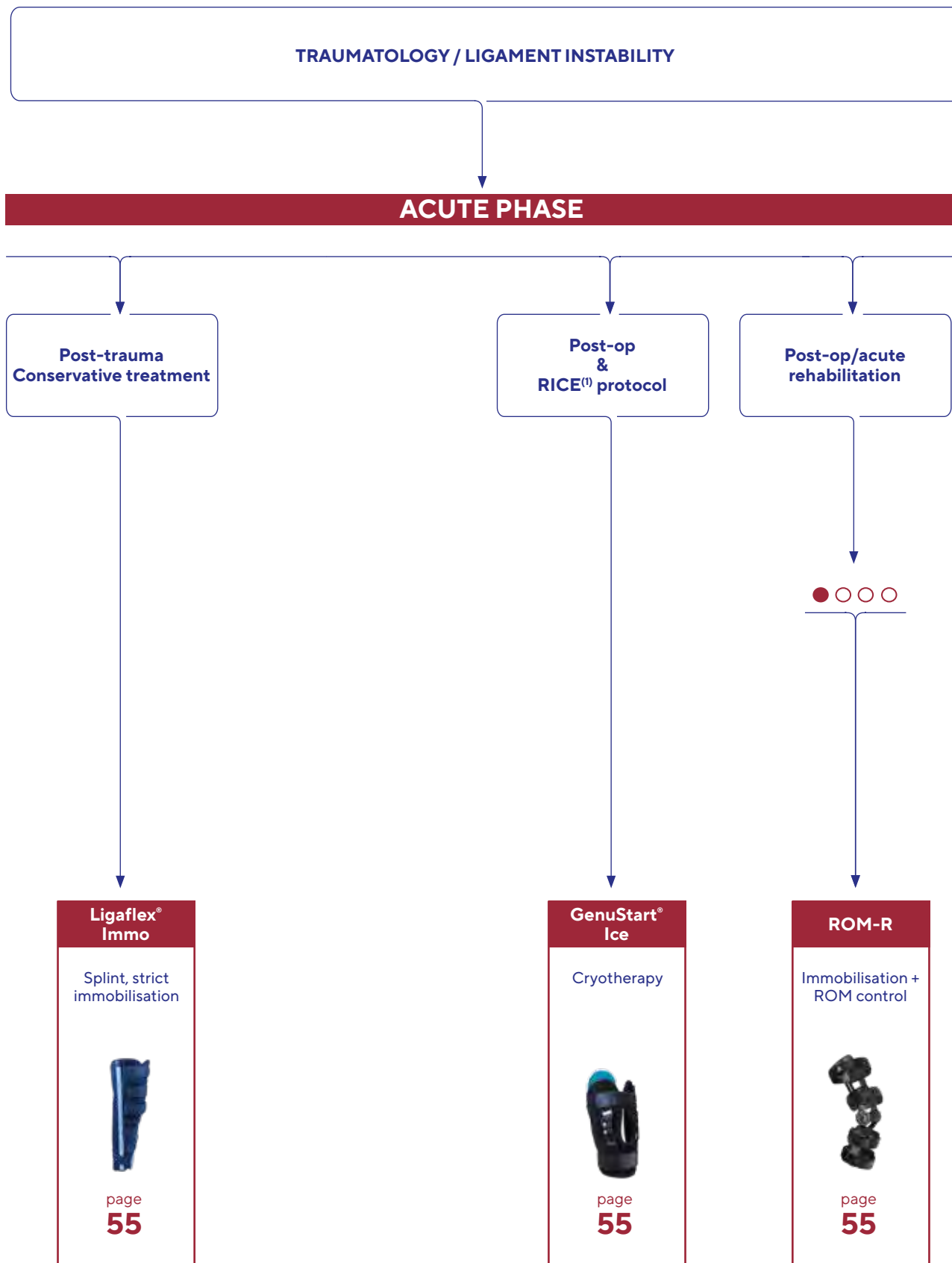
(1) Gage BE, McIlvain NM, Collins CL, Fields SK, Comstock RD. Epidemiology of 6.6 million knee injuries presenting to United States emergency departments from 1999 through 2008. Acad Emerg Med. 2012 Apr;19(4):378-85.

(2) Posch M, Schranz A, Lener M, Tecklenburg K, Burtscher M, Ruedl G. In recreational alpine skiing, the ACL is predominantly injured in all knee injuries needing hospitalisation. Knee Surg Sports Traumatol Arthrosc. 2021 Jun;29(6):1790-1796.

(3) French Society of Rheumatology. (2005). Report on osteoarthritis.

(4) Internal CE marking data.

Which prescription?



- Mild ● ○ ○ ○ ○
- Moderate ● ● ○ ○ ○
- High ● ● ● ○ ○
- Intense ● ● ● ● ○

TRAUMATOLOGY / LIGAMENT INSTABILITY

REHAB OR CONSERVATIVE TREATMENT

Mild to moderate sprain

Moderate to severe sprain

Severe sprain

Which activity level?

● ● ● ● ○

● ● ● ○ ○

● ● ● ● ○

Soft braces

Rigid braces

● ● ● ● ○

● ○ ○ ○ ○

● ● ● ● ●

Ligastrap®
Genu

Strapping system



page 52

Genu
Dynastab®

Uprights + patella insert



page 52

Genu
Ligaflex®

Long and short versions



page 52

Genu
Ligaflex® ROM

With ROM control



page 53

Rebel®
Lock

With full locking system + ROM Control



page 53

Rebel®
Range

With ROM control



page 54

KNEE | Which solution for which condition?

Mild ● ○ ○
 Moderate ● ● ○
 High ● ● ●

Which prescription?



*PFPS (Patello-Femoral Pain Syndrome)



GenuSoft

Proprioceptive elastic knee support

232003

MAIN INDICATIONS

- Knee pain.

PATIENT PROFILE

- Patient with low activity level.

MAIN FEATURES

Support and proprioceptive effect: due to compressive elastic knit (compression: 15-20 mmHg / 20.1-27 hPa).

Comfort: anatomically-shaped extensible knit with comfort zones over the patella and at the popliteal area.

Bilateral model.



1	32 - 34 cm
2	35 - 37 cm
3	38 - 41 cm
4	42 - 45 cm
5	46 - 49 cm



GenuAction

Proprioceptive elastic knee support

232503

MAIN INDICATIONS

- Knee pain and/or swelling management.
- Proprioceptive support for rehabilitation.

PATIENT PROFILE

- Patient with moderate activity level.

MAIN FEATURES

Support and proprioceptive effect: due to compressive elastic knit (compression: 20-36 mmHg / 27.1-48 hPa).

Comfort: anatomically-shaped extensible knit with comfort zones over the patella and at the popliteal area.

Bilateral model.



0	28 - 31 cm
1	32 - 34 cm
2	35 - 37 cm
3	38 - 41 cm
4	42 - 45 cm
5	46 - 49 cm
6	50 - 53 cm



GenuExtrem

Proprioceptive elastic knee support with lateral stays

232102

MAIN INDICATIONS

- Knee pain and/or swelling management.
- Protection and prevention during sports activities.
- Proprioceptive support for rehabilitation.

PATIENT PROFILE

- Patient with moderate to high activity level.

MAIN FEATURES

① **Support and proprioceptive effect:** due to compressive elastic knit (compression: 20-36 mmHg / 27.1-48 hPa).

② **Support:** flexible lateral stays with anti-slip improving hold.


③ **Comfort:** anatomically-shaped extensible knit with comfort zones over the patella and at the popliteal area.

④ **Ease of application:** patented pull tabs.

Bilateral model.



1	32 - 34 cm
2	35 - 37 cm
3	38 - 41 cm
4	42 - 45 cm
5	46 - 49 cm
6	50 - 53 cm





New

Genu-GO Silistab®

Elastic patellar knee support

234301 (Open Patella) / 234201 (Closed Patella)

MAIN INDICATIONS

- Anterior knee or patella pain.
- Mild patellar instability.
- Patella tendinopathy (including jumper's knee syndrome).
- Knee pain and/or swelling management.
- Knee osteoarthritis (mild to moderate).

MAIN FEATURES


Patella support: foam insert helps maintain patella.

Compression and proprioceptive effect: due to compressive elastic knit (compression: 23-32 mmHg / 31-43 hPa).

Support: flexible lateral stays with anti-slip improving hold.

Ease of use and hold: anatomically-shaped extensible knit with comfort zones, anti-slip and pull tabs.

Bilateral model.



0	35 - 37 cm	29.5 - 32 cm
1	37 - 41 cm	32 - 34.5 cm
2	41 - 45 cm	34.5 - 37 cm
3	45 - 50 cm	37 - 39.5 cm
4	50 - 55 cm	39.5 - 42 cm
5	55 - 61 cm	42 - 44.5 cm
6	61 - 67 cm	44.5 - 47 cm



Following intense physical effort we recommend applying a cold pack onto the painful area to help alleviate the pain. Discover our range of **Argicalm®** reusable clay Hot/Cold Packs.

Argicalm® Hot/Cold Pack
Reusable clay pack



(See page 89)



Genu-GO Silistab®

GenuPro Comfort

Elastic patellar knee support

234604



(1) Soft & Care : Tecni'sens EH2798 study for Thuasne®- February 2019. Ease of application and removal, comfort, softness and purchase intention for the Thuasne Soft&Care class 3 product

[Presentation video available online](#)



MAIN INDICATIONS

- Anterior knee or patella pain.
- Mild patellar instability.
- Patella tendinopathy (including jumper's knee syndrome).
- Knee pain and/or swelling management.
- Knee osteoarthritis (mild to moderate).

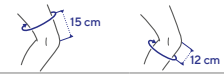
PATIENT PROFILE

- Patient with patellar pain and moderate activity level.

MAIN FEATURES

- 1 **Patella support:** AirFlex insert conforms to the patella via flexible structure with triangular-shaped pattern.
- Compression and proprioceptive effect:** due to compressive elastic knit (compression: 23-32 mmHg/ 31-43 hPa).
- 2 **Support:** flexible lateral stays with anti-slip improving hold.
- 3 **Softness and comfort:** pillow-soft viscose yarn⁽¹⁾ and stretchable knit in popliteal area.
- 4 **Ease of use and hold:** anatomically-shaped extensible knit with comfort zones, anti-slip and pull tabs.

Bilateral model.



0	35 - 37 cm	29.5 - 32 cm
1	37 - 41 cm	32 - 34.5 cm
2	41 - 45 cm	34.5 - 37 cm
3	45 - 50 cm	37 - 39.5 cm
4	50 - 55 cm	39.5 - 42 cm
5	55 - 61 cm	42 - 44.5 cm
6	61 - 67 cm	44.5 - 47 cm



Patella Reliever

Hinged knee orthosis with patella realignment system

234801



Half-moon insert

[Presentation video available online](#)

MAIN INDICATIONS

- Femoro-patellar pain syndrome and/or patella instability.
- Patella luxation and subluxation.
- Anterior knee or patella pain.

MAIN FEATURES

- Patella realignment:** half-moon insert, adjustable strap and lacing traction system.
 - Ligament stabilisation:** 2 lateral hinged rigid uprights.
 - Support and proprioceptive effect:** due to compressive elastic knit.
 - Comfort:** anatomically-shaped extensible knit, with comfort zones.
 - Hold:** silicone-coated threads at top edge of brace.
 - Ease of application:** patented pull tabs.
- Available in right or left leg model.



1	32 - 34 cm
2	35 - 37 cm
3	38 - 41 cm
4	42 - 45 cm
5	46 - 49 cm
6	50 - 53 cm



Patellar bandage

230401



MAIN INDICATIONS

- Patella joint or ligament inflammation and tendinopathy (runner's knee and jumper's knee syndrome).

MAIN FEATURES

- Patella support:** targeted pressure over patella tendon.
 - Proprioceptive effect:** silicone insert with dimples provides massaging effect.
- Bilateral model.



Universal size	
26 - 50 cm	



(1) "Superiority of a knee relief orthosis in the treatment of knee OA". M. Benning & R. Schneider-Nieskens, 08/2017 orthopädie technik

Presentation video available online

Action Reliever®

Soft offloading knee brace

234901

MAIN INDICATIONS

- Symptomatic unicompartmental femoro-tibial osteoarthritis (mild to moderate).
- Knee offloading for post-traumatic, post-operative or degenerative conditions.
- Knee pain and/or swelling management.

PATIENT PROFILE

- Patient with mild to moderate femoro-tibial OA and medium activity.
- Patient seeking a light/low profile brace.

MAIN FEATURES

Knee offloading: adjustable 3-point leverage system with inelastic straps.

Clinically proven efficacy⁽¹⁾.

Patella support: anatomical oval-shaped insert.

Compression and proprioceptive effect: due to compressive elastic knit.

Lateral support: 1 rigid upright and 1 flexible stay.

Comfort: anatomically-shaped extensible knit with comfort zones over the patella and at the popliteal area.

Suspension: silicone-coated threads at top edge of brace.

Ease of application: magnetic buckles and pull tabs.

Available in 2 models:

- left leg medial offloading / right leg lateral offloading
- right leg medial offloading / left leg lateral offloading



1	38 - 41 cm	32 - 34 cm	28 - 31 cm
2	42 - 45 cm	35 - 37 cm	32 - 35 cm
3	45 - 48 cm	38 - 41 cm	35 - 38 cm
4	48 - 51 cm	42 - 45 cm	39 - 42 cm
5	50 - 53 cm	46 - 49 cm	41 - 44 cm
6	53 - 56 cm	50 - 53 cm	44 - 47 cm
7	56 - 61 cm	53 - 56 cm	48 - 51 cm
8	61 - 66 cm	56 - 59 cm	51 - 54 cm



Product height 37 cm



(1) Internal CE marking data / A2S biomechanical study "Biomechanical study of the stride during use of different braces" 2020 on similar Rebel® device.

Legal manufacturer:Thuasne® Deutschland GmbH

Presentation video available online

UniReliever™

Offloading single-upright knee brace

U30901

MAIN INDICATIONS

- Symptomatic unicompartmental femoro-tibial osteoarthritis (moderate to severe).
- Knee offloading for post-traumatic, post-operative or degenerative conditions.
- Joint instability/laxity.
- Alternative to osteotomy or leg misalignment surgery.

PATIENT PROFILE

- Mainly senior adults with knee OA.
- Patients with dexterity issues.
- Patients with atypical body shape.

MAIN FEATURES

Knee offloading: adjustable 3-point leverage system **1** with inelastic straps **2** and self-dosing adjustment **3**.

Lateral support: 1 rigid upright and 1 flexible stay.

TM5+ hinge **4** that reproduces the natural movement of the knee⁽¹⁾.

Motion control: adjustment of extension (from 0° to 30°) and flexion (from 0° to 110° in option).

Comfort: 2 semi-rigid shells allowing an intimate fit to the patient's unique anatomy.

Suspension: inner silicone paddings (shells and straps).

Ease of application: self-dosing adjustment and colour-coded clip buckles.

Available in 2 models:


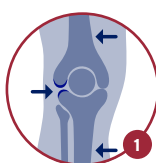
- left leg medial offloading / right leg lateral offloading
- right leg medial offloading / left leg lateral offloading



Universal size
33 - 76 cm

Flexion/Extension limitations

Flexion (Optional)	0°	30°	45°	60°	75°	90°	110°
Extension	0°	5°	10°	15°	20°	30°	-





New Features

Rebel Reliever®

Rigid offloading knee brace

U03309



MAIN INDICATIONS

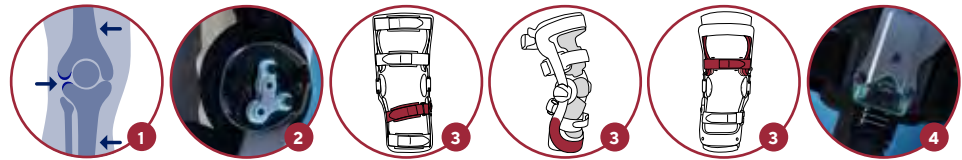
- Symptomatic unicompartmental femoro-tibial osteoarthritis (moderate to severe).
- Knee offloading for post-traumatic, post-operative or degenerative conditions.
- Joint instability/laxity.
- Alternative to osteotomy or leg misalignment surgery.
- Conservative treatment of knee ligament injuries and/or ruptures (cruciate and/or lateral ligaments).

PATIENT PROFILE

- Patient with moderate to severe femoro-tibial OA and medium to high activity.
- Patient with additional ligament instabilities.

MAIN FEATURES

- 1 Knee offloading⁽¹⁾:** adjustable 3-point leverage system (Loadshifter technology) up to 9° in varus or valgus. Clinically proven efficacy⁽²⁾.
 - 2 Ligament stabilisation:** rigid frame with TM5+ hinge that reproduces the natural movement of the knee⁽³⁾. Motion control: adjustment of extension (from 0° to 40°) and flexion (from 0° to 90°) with a tool-less system.
 - 3 Suspension:** synergistic suspension strap, tibia bolster to avoid rotation, C/S (Compression/Suspension) package to enhance support by preventing slipping.
 - Comfort:** interior padding and condylar pads in foam.
 - 4 Ease of application:** buckles and tool-less offloading setting (Snap Lock).
- Available in right or left leg model.



(1) Internal CE marking data
 (2) "Effect of unloading brace treatment on pain and function in patients with symptomatic knee osteoarthritis: The ROTOR randomized clinical trial". Thoumie P. et al. Scientific Report (2018) 8:10519. "Improvements in Function and Strength with Decompressive Bracing of the Osteoarthritic Knee". E. Lamberg et al. Journal of Prosthetics and Orthotics. 28(4):173-179, Oct 2016.
 (3) Internal CE marking data / A2S biomechanical study "Biomechanical study of the stride during use of different braces" 2020 on similar Rebel® device.

Presentation video available online

SPARE PARTS

- Kit padding from XS to XXL (pads with strap pads, right or left): UU072
- Condylar pads (universal size and side): UU020001001
- Kit straps from XS/SM, MD/LG to XL/2XL, bilateral): UU033



		ATTENTION Knee width		
STANDARD SIZES	XS	31 - 39 cm	7.5 - 9 cm	28 - 32 cm
	S	39 - 47 cm	9 - 10 cm	31 - 35 cm
	M	47 - 53 cm	10 - 11.5 cm	34 - 38 cm
	L	53 - 60 cm	11.5 - 12.5 cm	37 - 40 cm
	XL	60 - 64 cm	12.5 - 14 cm	38 - 43 cm
	XXL	64 - 71 cm	14 - 15.5 cm	43 - 48 cm
FITTED SIZES	S/XS	39 - 47 cm	9 - 10 cm	28 - 32 cm
	S/M	39 - 47 cm	10 - 11.5 cm	34 - 38 cm
	M/S	47 - 53 cm	10 - 11.5 cm	31 - 35 cm
	M/L	47 - 53 cm	11.5 - 12.5 cm	37 - 40 cm
	L/M	53 - 60 cm	11.5 - 12.5 cm	34 - 38 cm
	L/XL	53 - 60 cm	12.5 - 14 cm	38 - 43 cm
	XL/L	60 - 64 cm	12.5 - 14 cm	37 - 40 cm
	XL/XXL	60 - 64 cm	14 - 15.5 cm	43 - 48 cm
XXL/XL	64 - 71 cm	14 - 15.5 cm	38 - 43 cm	

Flexion/Extension limitations							
Flexion	0°	30°	45°	60°	75°	90°	-
Extension	0°	5°	10°	15°	20°	30°	40°





▶ Presentation video available online

Ligastrap® Genu

Ligament knee brace with functional strapping

217003

MAIN INDICATIONS

- Joint instability/laxity.
- Sport activities resumption.

PATIENT PROFILE

- Team sports, patient with moderate level of activity.

MAIN FEATURES

Ligament stabilisation: double strapping system and flexible side stays.

Compression and proprioceptive effect: due to compressive elastic knit (compression: 20-36 mmHg / 27,1-48 hPa).

Comfort: anatomically-shaped extensible knit with comfort zones over the patella and at the popliteal area.

Hold: anti-slip system to prevent the knee brace slipping.

Ease of application: numbered dots on the straps and patented pull tabs.

Bilateral model.



1	32 - 34 cm
2	35 - 37 cm
3	38 - 41 cm
4	42 - 45 cm
5	46 - 49 cm
6	50 - 53 cm



Product height
30 to 33 cm

Genu Dynastab®

Hinged ligament knee brace

237006



MAIN INDICATIONS

- Conservative treatment of knee ligament injuries (mild to moderate sprain).

PATIENT PROFILE

- Patient with moderate level of activity.

MAIN FEATURES

Ligament stabilisation: 2 rigid uprights with biaxial hinges and 3 staggered half-straps.

Patella support: anatomical oval-shaped insert.

Compression & proprioceptive effect: due to compressive elastic knit.

Comfort: anatomically-shaped extensible knit with comfort zones over the patella and at the popliteal area.

Hold: silicone-coated threads at top edge of brace.

Ease of application: patented pull tabs.

Bilateral model.



1	32 - 34 cm
2	35 - 37 cm
3	38 - 41 cm
4	42 - 45 cm
5	46 - 49 cm
6	50 - 53 cm



Product height
33 cm



(1) Internal CE marking data

▶ Presentation video available online

Genu Ligaflex®

Ligament knee brace with TM5 hinge

237505 (Wrap) / 237506 (Sleeve)

MAIN INDICATIONS

- Conservative treatment of knee ligament injuries (moderate sprain).

PATIENT PROFILE

- Patient with high level of activity.

MAIN FEATURES

① **Ligament stabilisation:** 2 rigid aluminium uprights with TM5 hinge that reproduces the natural movement of the knee⁽¹⁾ and 4 staggered half-straps.

Patella support: anatomical insert (closed version).

Compression & proprioceptive effect: due to compressive elastic knit for the sleeve version, and due to the anatomically-shaped design and the straps for the wrap version.

② **Comfort:** anatomically-shaped extensible knit with comfort zones over the patella and at the popliteal area.

③ **Hold:** silicone-coated threads at top edge of brace.

④ **Ease of application:** patented pull tabs, perforation markers on the straps, clip buckle system (open version).

Bilateral model.

Available in: wrap or sleeve version - long 40cm/short 30cm versions




SLEEVE VERSION

1	32 - 34 cm
2	35 - 37 cm
3	38 - 41 cm
4	42 - 45 cm
5	46 - 49 cm
6	50 - 53 cm



WRAP VERSION

1	32 - 34 cm	37.5 - 43.5 cm
2	35 - 37 cm	40.5 - 46.5 cm
3	38 - 41 cm	44 - 50 cm
3+	38 - 41 cm	48 - 54 cm
4	42 - 45 cm	48 - 54 cm
4+	42 - 45 cm	52 - 58 cm
5	46 - 49 cm	52 - 58 cm
5+	46 - 49 cm	56 - 62 cm
6	50 - 53 cm	56 - 62 cm
6+	50 - 53 cm	60 - 66 cm



Short
30 cm
Long
40 cm

Genu Ligaflex® ROM

Hinged ligament knee brace with flexion/extension control

238605



(1) Internal CE marking data

Presentation video available online

MAIN INDICATIONS

- Post-operative rehabilitation.
- Conservative treatment of knee ligament injuries and/or ruptures (cruciate and/or lateral ligaments).

MAIN FEATURES

Ligament stabilisation: 2 rigid aluminium uprights with TM5+ hinge that reproduces the natural movement of the knee⁽¹⁾ and 8 staggered half-straps.

Motion control: adjustment of extension (from 0° to 40°) and flexion (from 0° to 90°) with a tool-less system.

Compression & proprioceptive effect: due to compressive elastic knit.

Comfort: anatomically-shaped extensible knit with comfort zones over the patella and at the popliteal area.

Hold: silicone-coated threads at top edge of brace.

Ease of application: totally open product, perforation markers on the straps, clip buckle system.

Bilateral model.



1	32 - 34 cm
2	35 - 37 cm
3	38 - 41 cm
4	42 - 45 cm
5	46 - 49 cm
6	50 - 53 cm



Flexion/Extension limitations

Flexion	0°	30°	45°	60°	75°	90°	-
Extension	0°	5°	10°	15°	20°	30°	40°

Rebel® Lock

Hinged, rigid ligament knee brace with locking mechanism

U30202



(1) Internal CE marking data / A2S biomechanical study "Biomechanical study of the stride during use of different braces" 2020 on similar Rebel® device. Legal manufacturer: Townsend Design / Thuasne® USA. EC representative: MedEnvoy Global BV.

MAIN INDICATIONS

- Severe joint instability/laxity (including for knee osteoarthritis).
- Conservative treatment of knee ligament injuries and/or ruptures (cruciate and/or lateral ligaments).
- Post-operative immobilisation and/or rehabilitation.
- Post-traumatic immobilisation.

PATIENT PROFILE

- Patient with severe laxity or quadriceps muscle weakness.

MAIN FEATURES

Ligament stabilisation: rigid frame with a 4-point stabilisation system and TM5+ hinge that reproduces the natural movement of the knee⁽¹⁾.

Locking mechanism: drop locks for an extension lock (0° and 5°) and a flexion lock (30°, 60° and 90°) with simple pressure.

Suspension on the leg: suspension strap, tibia bolster to avoid rotation, C/S (Compression/Suspension) package to enhance support by preventing slipping.

Comfort: interior padding and condylar pads in foam.

Available in right or left leg model.



XS	31 - 39 cm	7.5 - 9 cm	28 - 32 cm
SM	39 - 47 cm	9 - 10 cm	31 - 35 cm
MD	47 - 53 cm	10 - 11.5 cm	34 - 38 cm
LG	53 - 60 cm	11.5 - 12.5 cm	37 - 40 cm
XL	60 - 64 cm	12.5 - 14 cm	38 - 43 cm



Flexion/Extension limitations

Flexion	30°	60°	90°
Extension locking	0°	5°	

Rebel® Range

MAIN INDICATIONS

- Conservative treatment of knee ligament injuries and/or ruptures (cruciate and/or lateral ligaments).
- Post-operative immobilisation and/or rehabilitation.
- Post-traumatic immobilisation.
- Joint instability/laxity (including for knee osteoarthritis).

PATIENT PROFILE

- Patient requiring high level of support for intense sports (ski, motocross).

MAIN FEATURES

① **Ligament stabilisation:** prevention of abnormal translation and rotation movements of the tibia (aluminum rigid frame, anterior tibial bolster shell and TM5+ hinge that reproduces the natural movement of the knee⁽¹⁾).

②③ **Suspension on the leg:** synergistic suspension strap, tibia bolster to avoid rotation.

Motion control: adjustment of extension (from 0° to 30°) and flexion (from 0° to 110°).

Comfort: interior padding and condylar pads in foam.

Available in right or left leg model.

Optional accessory: flexion stop kit (ref UU005001001).



Rebel®

Hinged rigid ligament knee brace
Off the shelf sizes

U03401

MAIN FEATURES

Medium stiffness aluminium
One colour available: atlantic blue.



Rebel® Pro

Hinged rigid ligament knee brace
Semi-custom sizes

U03102

MAIN FEATURES

High stiffness aluminium
C/S (Compression/Suspension) package to enhance support by preventing slipping.
Available in XXXL.



XS	31 - 39 cm	7.5 - 9 cm	28 - 32 cm
SM	39 - 47 cm	9 - 10 cm	31 - 35 cm
MD	47 - 53 cm	10 - 11.5 cm	34 - 38 cm
LG	53 - 60 cm	11.5 - 12.5 cm	37 - 40 cm
XL	60 - 64 cm	12.5 - 14 cm	38 - 43 cm
XXL	64 - 71 cm	14 - 15.5 cm	43 - 48 cm
XXXL*	71 - 79 cm	15.5 - 16.5 cm	48 - 53 cm

* Available on Rebel® Pro only



Flexion/Extension limitations

Flexion (Optional)	0°	30°	45°	60°	75°	90°	110°
Extension	0°	5°	10°	15°	20°	30°	-



Ligaflex® Immo

Knee immobilisation splint - 3 panels

240004

MAIN INDICATIONS

- Post-operative immobilisation.
- Post-traumatic immobilisation.

PATIENT PROFILE

- Patient with atypical body shape.

MAIN FEATURES

Immobilisation: 4 conformable rigid stays (radiolucent).

Hold: anti-slip system and 7 self-fastening straps.

Ease of application: adjustable 3-panel design to fit most thigh and calf circumferences.

Bilateral model.



1	50 - 60 cm
2	60 - 70 cm
3	70 - 80 cm
4	> 80 cm



ROM-R

Post-operative splint with flexion/extension limitation

U04602

MAIN INDICATIONS

- Immobilisation of the knee during the post-operative and/or functional rehabilitation period (including ligament, patellar tendon, joint cartilage and meniscus injuries, as well as fixed or stable fractures of the tibial plateau, condyles, proximal tibia or distal femur).
- Immobilisation of the knee following an injury.
- Conservative treatment of knee ligament injuries and/or ruptures.

PATIENT PROFILE

- Post-operative patient requiring range of motion control.

MAIN FEATURES

Immobilisation and/or stabilisation with motion control: rigid uprights with motion control hinge, tool-less adjustment of extension (from 0° to 105°), flexion (from 0° to 120°) and immobilisation (from 0° to 90°).

Comfort: interior padding and condylar pads in foam.

Ease of application: quick release buckles and height-adjustable without tool (from 48 to 66 cm high).

Bilateral model.



Product height: 48 to 66 cm

Universal size

Flexion/Extension limitations

Flexion	0°	15°	30°	45°	60°	75°	90°	105°	120°
Extension	0°	15°	30°	45°	60°	75°	90°	105°	-
Total immobilisation	0°	15°	30°	45°	60°	75°	90°	-	-

Presentation video available online



GenuStart® Ice

Cryotherapy knee brace

238901

MAIN INDICATIONS

- Cold and compression therapy following knee ligament injuries and/or ruptures (cruciate and/or lateral ligaments).
- Pre and/or post-operative treatment.
- Knee pain and/or swelling management.

MAIN FEATURES

Cooling effect: 2 sets of 2 reusable ice-packs ensure up to 20 minutes of cooling⁽¹⁾.

Compression: inflatable aircells with external pump.

Ease of application: 2 adjustable self-fastening straps.

Comfort: removable hinged uprights and built-in textile pockets to insert ice-packs.

Bilateral model.



Universal size

35 - 70 cm

(1) Internal CE marking data

Did you know?



6,000

i.e. 250 per hour ⁽¹⁾

people consult a healthcare professional every day (data for France) for an ankle sprain,

—
Up to 40%
of ankle sprains

go on to develop chronic symptoms, including pain, swelling, instability, and recurrence that persists at least 12 months post-injury ⁽²⁾

—
50%

of ankle sprains occur during sports activities ⁽³⁾



Ligacast®


ANKLE - FOOT

MODE OF ACTION OF ANKLE BRACES, ANKLE STIRRUPS AND WALKING BOOTS




PROPRIOCEPTIVE ANKLE BRACE

Improved proprioception (perception of the body in space) via the use of a compressive knit



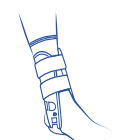
LIGAMENT ANKLE BRACE

Holds the ankle in an anatomical position using elastic straps



STABILISING ANKLE BRACE

Rigid lateral reinforcements combined with elastic straps provide joint stability



ANKLE STIRRUPS

Analgesic and protective action through a firmer immobilisation of the ankle. Its compressive effect can help reduce oedema



WALKING BOOT

Analgesic action through immobilisation of the ankle, reduction of the oedema thanks to adjustable compression, also suitable for managing post-operative treatment



ANKLE | Which brace for which condition?

Which **prescription?**

INFLAMMATORY

**MILD UNDETERMINED PAIN/
RESUMPTION OF ACTIVITY**

Which **condition?**

Achilles Tendon tendinitis

Which **activity level?**

● ○ ○

● ○ ○

● ● ○

**Silistab®
Achillo**



page
61

MalleoSoft



page
59

MalleoAction



page
59

**Silistab®
Malleo**



page
59

Mild ● ○ ○
 Moderate ● ● ○
 High ● ● ●





MalleoSoft

Proprioceptive elastic ankle support

360002

MAIN INDICATIONS

- Ankle pain and/or swelling management.

PATIENT PROFILE

- Low activity level.

MAIN FEATURES

Proprioceptive effect: elastic compressive knit (15-20 mmHg / 20.1-27 hPa).

Comfort: anatomically-shaped knit with specific comfort zones on the malleoli.

Bilateral model.



1	19 - 21 cm
2	21 - 23 cm
3	23 - 25 cm
4	25 - 27 cm
5	27 - 30 cm



MalleoAction

Proprioceptive elastic ankle support

236103

MAIN INDICATIONS

- Ankle pain and/or swelling management.
- Mild sprain.
- Proprioceptive support for rehabilitation.
- Sport activities resumption.

PATIENT PROFILE

- Moderate activity level.

MAIN FEATURES

Proprioceptive effect: elastic compressive knit (20-36mmHg / 27.1-48 hPa).

Comfort: anatomically-shaped knit with specific comfort zones on the malleoli.

Ease of application: patented pull tabs.

Bilateral model.



0	16 - 19 cm
1	19 - 21 cm
2	21 - 23 cm
3	23 - 25 cm
4	25 - 27 cm
5	27 - 30 cm



Silistab® Malleo

Proprioceptive elastic ankle brace with malleoli protection

236501

MAIN INDICATIONS

- Ankle pain and/or swelling management.
- Mild sprain.
- Proprioceptive support for rehabilitation.
- Joint instability/laxity.
- Sport activities resumption.

PATIENT PROFILE

- Moderate activity level.

MAIN FEATURES

Proprioceptive effect: elastic compressive knit (20-36mmHg / 27.1-48 hPa).

Comfort: anatomically-shaped knit.

Protection: silicone inserts help protect the malleoli and instep.

Bilateral model.



1	19 - 20 cm
2	21 - 22 cm
3	23 - 24 cm
4	25 - 27 cm
5	28 - 30 cm
6	31 - 33 cm

Ligastrap® Malleo

Proprioceptive ligament ankle brace with functional strapping

218004



Presentation video available online

MAIN INDICATIONS

- Mild ankle sprain.
- Post-operative, post-traumatic residual pain and/or oedema.
- Joint instability/laxity.
- Proprioceptive support for rehabilitation.
- Sport activities resumption.

PATIENT PROFILE

- High activity level.
- Recommended for linear sports.

MAIN FEATURES

Reinforced support: double lateral strapping, preserving flexion-extension, removable reinforcement strap for additional support.

Proprioceptive effect: elastic compressive knit (20-36mmHg / 27.1-48 hPa).

Ease of application: patented pull tabs.

Bilateral model.



1	19 - 21 cm
2	21 - 23 cm
3	23 - 25 cm
4	25 - 27 cm
5	27 - 30 cm

Silistab® Achillo

Proprioceptive elastic ankle brace for Achilles tendon

235503



2
Heel pieces included

MAIN INDICATIONS

- Prevention and treatment of Achilles tendon injuries.
- Post-operative pain and oedema management.

MAIN FEATURES

- 1 **Achilles tendon protection:** peri-Achilles insert provides protection and shock absorption.
- 2 **Achilles tendon offloading:** pair of stackable heel pieces offer 3 offloading heights (5, 8 or 13 mm).
- 3 **Proprioceptive effect:** elastic compressive knit (20-36mmHg / 27.1-48 hPa).
- 4 **Comfort:** anatomically-shaped knit ⁽¹⁾ with specific comfort zones on the malleoli.
- 5 **Ease of application:** patented pull tabs.

Bilateral model.



1	19 - 21 cm
2	21 - 23 cm
3	23 - 25 cm
4	25 - 27 cm
5	27 - 30 cm

(1) Contains latex





Ligacast®

Stabilising ankle brace

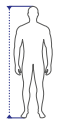
233201

MAIN INDICATIONS

- Moderate to severe ankle sprain.

MAIN FEATURES

- Stabilisation:** rigid plastic lateral shells provide support.
- Comfort:** removable foam pads with extra protective layer on the malleoli.
- Ease of application:** thanks to self-fastening straps.
- Precise fit:** heel strap with adjustable width.
- Bilateral model.**



0 < 140 cm
1 > 140 cm



Ligacast® Air +

Stabilising ankle brace with inflatable pads

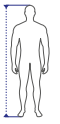
233402

MAIN INDICATIONS

- Moderate to severe ankle sprain.
- Ankle pain/oedema.

MAIN FEATURES

- Stabilisation:** rigid plastic lateral shells provide support.
- Comfort:** inflatable lateral pads provide compression to the joint and conform to the anatomy.
- Ajustable compression level via an external pump.
- Ease of application:** thanks to self-fastening straps.
- Precise fit:** heel strap with adjustable width.
- Bilateral model.**



0 < 140 cm
1 > 140 cm



Ligacast® Ice

Stabilising ankle brace with cold packs

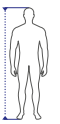
233301

MAIN INDICATIONS

- Moderate to severe ankle sprain.
- Ankle pain/oedema.
- Cold therapy following ankle ligament injuries.

MAIN FEATURES

- Stabilisation:** rigid plastic lateral shells provide support.
- Comfort:** removable foam pads with extra protective layer on the malleoli.
- ❶ Cold therapy:** removable cold packs for cryotherapy treatment.
- Ease of application:** thanks to self-fastening straps.
- Precise fit:** heel strap with adjustable width.
- Bilateral model.**



0 < 140 cm
1 > 140 cm



Suffering from an ankle sprain? Apply the RICE PROTOCOL ⁽¹⁾



Rest:
Use crutches such as our **Globe-Trotter** ones when walking



Compression:
Use devices such as our bandages or compressive braces



Ice:
Apply **Argicalm®** cold pack for 20 minutes



Elevation:
Raise the injured limb when sitting or lying down

(1) RICE: Rest, Ice, Compression, Elevation

Malleo Dynastab® BOA®

Stabilising ankle brace with BOA® Fit System and reinforced bilateral support

235102

MAIN INDICATIONS

- Moderate to severe ankle sprain.
- Chronic ankle instability.
- Sport activities resumption.

PATIENT PROFILE

- High activity level.
- Recommended for pivot sports (basketball, handball...).

MAIN FEATURES

1 **Stabilisation:** low profile metallic lateral reinforcements, combined with figure-8 elastic straps, provide enhanced joint support.

2 **Ease of adjustment:** BOA® Fit System⁽¹⁾ is a quick, even and micro-adjustable tightening system for a custom fit.

Comfort: low profile design that can be worn in most types of closed shoes.

Aerated lining to help wick away moisture.

Bilateral model.



0	16 - 19 cm
1	19 - 22 cm
2	22 - 26 cm
3	26 - 30 cm



(1) BOA® is a registered trademark of BOA® technology inc.



Malleo Dynastab®

Stabilising ankle brace with lace-up fastening and reinforced bilateral support

235003

MAIN INDICATIONS

- Moderate to severe ankle sprain.
- Chronic ankle instability.
- Sport activities resumption.

PATIENT PROFILE

- High activity level
- Recommended for pivot sports (basketball, handball...).

MAIN FEATURES

Stabilisation: low profile metallic lateral reinforcements, combined with figure-8 elastic straps, provide enhanced joint support.

Ease of adjustment: lace-up fastening.

Comfort: low profile design that can be worn in most types of closed shoes.

Aerated lining to help wick away moisture.

Bilateral model.



1	19 - 22 cm
2	22 - 26 cm
3	26 - 30 cm



Malleo Dynastab® Vario

Ankle brace for mobilising in a defined position, modular concept

T47973

MAIN INDICATIONS

- Acute ankle injuries / grade II and III sprains
- Acute and chronic instability of the lower and upper ankle joint
- Post operative care following ankle ligament surgery
- Acute inflammatory ankle disorders

MODE OF ACTION

The orthosis combines firm base material with a rigid plastic element and crossover strap to immobilise and stabilise the upper and lower ankle joints.

Pronation, supination and plantar flexion are restricted; talus prolapse is counteracted.

Immobilisation and stabilisation relieve the strain on injured structures, protect them, and prevent detrimental joint movements.

The modular design is variable to match the different stages of the therapy process, i.e. extended mobility is enabled in a controlled process by removing the plastic element and eventually the strap; the therapy can be adapted to the appropriate phases of healing.



1	19 - 22 cm
2	22 - 26 cm
3	26 - 30 cm





Pedipro

Silicone insoles/heelpieces

651001 (Insoles) / 650001 (Heelpieces)

MAIN INDICATIONS

- Heel and foot pain (metatarsalgia, plantar fasciitis).
- Rheumatoid foot.
- Relief for tendinitis


MAIN FEATURES

Comfort: silicone provides even distribution of pressure and shock absorption.

Airflow: ventilation channels allow air to flow in the shoe. Self-adhesive system helps them to stay in place in the shoe.



	INSOLES	HEELPIECES
1	37 - 39	36 - 39
2	40 - 41	40 - 46
3	42 - 43	
4	44 - 46	



Sohli

Foot support for children

T479841

MAIN INDICATIONS

- Medial calcaneal correction.

MAIN FEATURES

Increased comfort with textile covering on the foot side. Thin sides with no compression points. Sold in pairs.



	Shoe size		Length cm
	EUR		
1	19 - 20		10.7 - 11.3
2	21 - 22		12 - 12.7
3	23 - 24		13.3 - 14
4	24 - 26		14.7 - 15.3
5	27 - 28		16 - 16.7
6	29 - 30		17.3 - 18
7	31 - 32		18.7 - 19.3
8	33 - 34		20 - 20.7
9	35 - 36		21.3 - 22
10	37 - 38		22.7 - 23.3

Legal manufacturer: Thuasne® Deutschland GmbH



Pedipro Plus

Silicone heelpieces/insoles with anatomical inserts

661001 (Insoles)
660001 (Heelpieces)

MAIN INDICATIONS

- Heel and foot pain (metatarsalgia, plantar fasciitis)
- Rheumatoid foot.
- Relief for tendinitis

MAIN FEATURES

Comfort: silicone provides even distribution of pressure and shock absorption.

Blue, flexible, anatomically-shaped inserts in the area of the heel spur.

Components promoting hygienic freshness.

Self-adhesive system helps them to stay in place in the shoe. Sold in pairs.



	INSOLES	HEELPIECES
1	37 - 39	36 - 39
2	40 - 41	40 - 46
3	42 - 43	
4	44 - 46	



Pedipro Softer

Adaptable silicone heelpieces

660501

MAIN INDICATIONS

- Heel and foot pain (metatarsalgia, plantar fasciitis).
- Rheumatoid foot.
- Relief for tendinitis

MAIN FEATURES

Comfort: components providing even distribution of pressure, shock absorption and promoting hygienic freshness.

Choice of two (green and blue) anatomically-shaped inserts designed to be placed in the cut-out provided:

- Green inserts which are more flexible and designed for heel spurs
- Blue inserts designed for healthy feet.

Wide rim at the heel optimising hold in the shoe.

Airflow: ventilation channels allow air to flow in the shoe.

 Shoe size

1	36 - 39
2	40 - 46

Elastocalx N

Visco-elastic heelpieces

T479801



MAIN INDICATIONS

- Osteoarthritis of the ankle, knee and hip joints.
- Degenerative diseases of the spine.
- Achilles tendon irritation.
- Muscle and tendon disorders.
- Overuse syndrome.
- Differences in leg length.
- Tilted pelvis irritation.

MAIN FEATURES

Symmetrical, flat ended without sides.
Easily fits into most types of shoes.

Composition: silicone.

Bilateral model.

 Shoe size

 Length

		Shoe size	Length
0	XS	32 - 34	20.3 - 21.7 cm
1	S	35 - 37	22.3 - 23.7 cm
2	M	38 - 40	24.3 - 25.7 cm
3	L	44 - 43	26.3 - 26.7 cm
4	XL	44 - 46	27.3 - 30.7 cm

Elastocalx S/P

Visco-elastic heelpieces

T479811



MAIN INDICATIONS

- Correction of supination (outward rolling of the foot) and pronation (inward rolling of the foot).
- Valgus and varus deformity of legs (knock kneed or bow-legged)

MAIN FEATURES

Easily fits into most types of shoes.

Composition: silicone.

Bilateral model.

 Shoe size

 Length

		Shoe size	Length
0	XS	32 - 34	20.3 - 21.7 cm
1	S	35 - 37	22.3 - 23.7 cm
2	M	38 - 40	24.3 - 25.7 cm
3	L	44 - 43	26.3 - 27.7 cm
4	XL	44 - 46	28.3 - 29.7 cm



Legal manufacturer: Townsend Design / Thuasne® USA.
EC representative: MedEnvoy Global BV.

[▶ Presentation video available online](#)

XLR8

Rigid shell walking boot with inflatable inserts

U09003 (Short) / U08903 (Long)

MAIN INDICATIONS

- Ankle/foot post-operative/post-traumatic immobilisation.
- Severe ankle/foot sprain.
- Conservative treatment of ankle/foot fracture.
- Ankle/foot severe tendinopathy.
- Conservative treatment of Achilles tendon rupture.

PATIENT PROFILE

- Patient requiring maximum immobilisation.
- Patient with or without oedema.

MAIN FEATURES

Immobilisation: integral rigid shell.

Adjustable compression: integrated aircells provide adjustable compression to help reduce oedema and conform to the anatomy.

Stability: large curved anti-slip insole for a natural and comfortable gait.

Comfort: washable and removable inner-boot, protection of the toes thanks to the adjustable arch (3 positions).

Available in short or long version.

Bilateral model.



Shoe size	
XS	< 35
S	35 - 38
M	39 - 43
L	44 - 47
XL	> 47



LigaStep Pedi Walker

Pediatric walking boot with rigid lateral uprights

U09201

MAIN INDICATIONS

- Ankle/foot post-operative/post-traumatic immobilisation.
- Severe ankle/foot sprain.
- Stable fracture of the lower third of the leg.
- Conservative treatment of ankle/foot fracture.

MAIN FEATURES

Immobilisation: rigid lateral plastic uprights provide strong support.

Comfort: curved, anti-slip outer sole promotes natural walking pattern.


Protection: wide sole ensures stability.

Ease of application and care: repositionable self-fastening straps and removable and washable liner.

Bilateral model.



Shoe size	
S	21 - 25
M	25 - 31
L	31 - 34



LigaStep FIX Walker

Thuasne Emergency Trauma Range



3 Panel Knee Immobilisation Splint

Knee immobilisation splint - 3 panels

132504



MAIN INDICATIONS

- Post-operative immobilisation.
- Post-traumatic immobilisation.

MAIN FEATURES


Total immobilisation at 0°: 4 radiolucent, removable, rigid stays.

Adjustable: 3-panel structure adapts to various leg circumferences.

Hold: 7 self-fastening straps and anti-slip system.

Comfort: foam padding.

Bilateral model.

	1 50 - 60 cm
	2 60 - 70 cm
	3 70 - 80 cm
	4 > 80 cm



Wrist Splint

134003



MAIN INDICATIONS


- Post-operative or post-traumatic wrist immobilisation.
- Wrist sprain.
- Non-surgical wrist fracture.
- Wrist tendinopathies.
- Conservative treatment of carpal tunnel syndrome.

MAIN FEATURES

Immobilisation: rigid, anatomical and conformable palmar stay.

Hold: 3 self-fastening straps.

Available in right or left model.

	
1	13 - 15 cm
2	15 - 16.5 cm
3	16.5 - 18.5 cm
4	18.5 - 23 cm

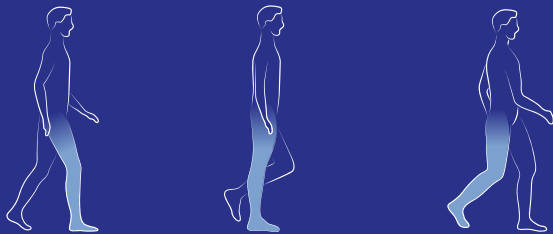


SpryStep® Range: Dynamic anterior and posterior Ankle-Foot Orthosis (AFO)

SpryStep®. a complete range for patients suffering from lower limb weakness.

Defined by elegance, Thuasne's SpryStep® range of AFOs is transforming the way people move. Using a proprietary blend of composite materials, the SpryStep® AFOs come in a variety of solutions that are improving mobility and quality of life for patients.

Anterior & Posterior:
2 different kinds of AFO addressing different biomechanical deficits



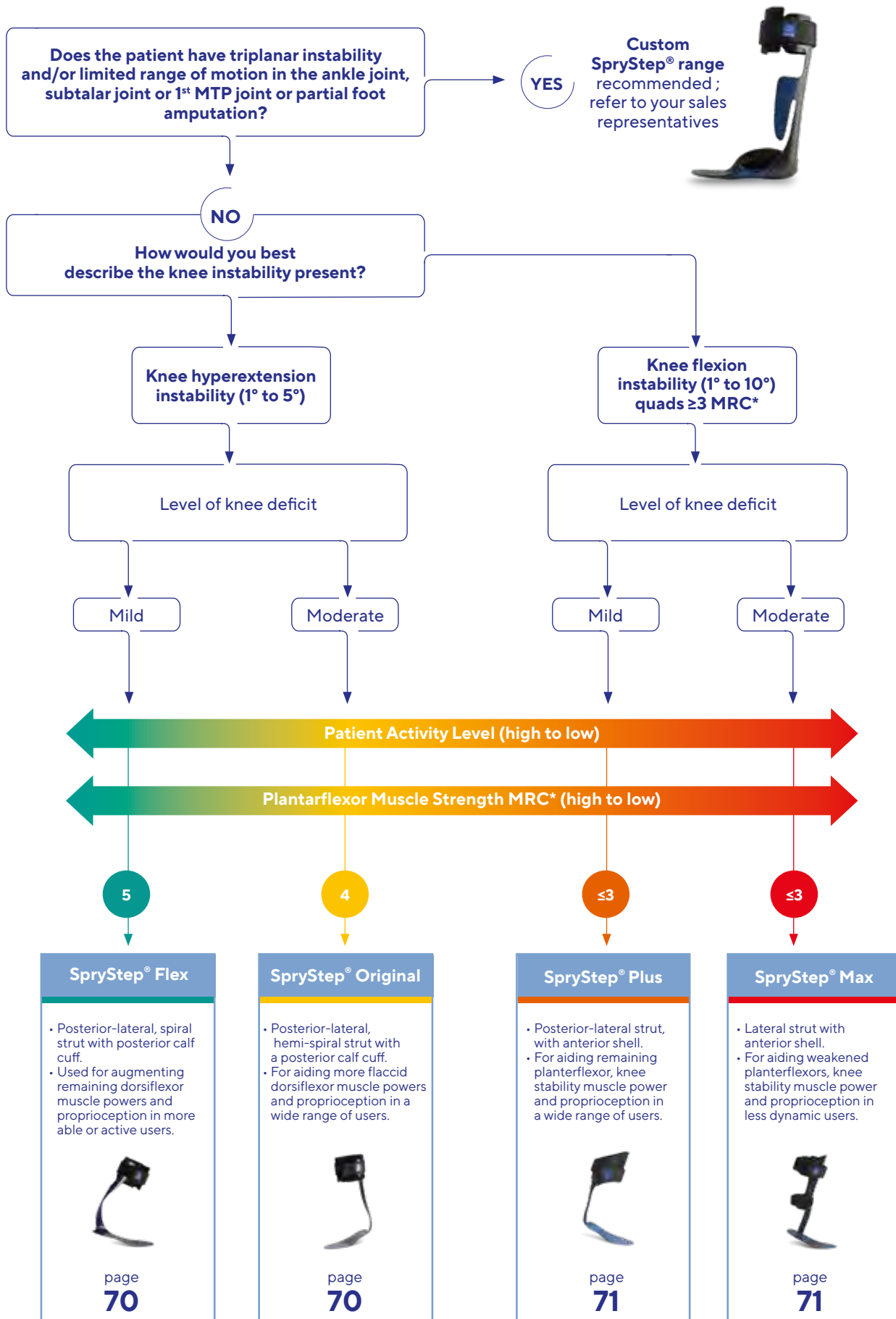
STANCE PHASE

Posterior	Anterior
Main function is to provide external force to control the ankle	Primary function is to provide reaction force to assist in controlling the knee
Main muscle weakness: anterior tibial muscles	Main muscle weakness: posterior calf muscles
Most impact in early stance phase	Most impact in late stance phase

SpryStep® Original




NEURO | Which solution for which condition?



*Medical Research Council Manual Muscle Testing Scale



(1) Internal CE marking data
Legal manufacturer: Thuasne® Deutschland GmbH



▶ Presentation video available online

SpryStep® Flex

Posterior dynamic ankle-foot orthosis (AFO)

U01712

MAIN INDICATIONS

- Lower limb muscle weakness of neurological, traumatic or muscular origin. (See SpryStep® decision tree, page 79)

MAIN FEATURES

- 1 Dynamism:** posterior lateral 180° spiral strut offers a great flexibility while allowing an ideal energy return for patients having an intense physical activity.
- 2 Gait optimisation:** material selection and macro-geometry designed to support patient mobility⁽¹⁾.
Strength and lightness: composite structure, lightweight and durable, designed with a specific material combination and a precise manufacturing process.
- 3 Adaptability:** trimmable insole for a better anatomical adjustment.

Available in right or left model.

SPARE PARTS

- Pads & Strap Kit (right or left) UU01703

	 Shoe size	 Height
XS	33 - 37	30 cm
S	36 - 39	32 cm
M	38 - 42	34 cm
L	41 - 44	36 cm
XL	44 - 47	38 cm




SpryStep® Original

Posterior dynamic ankle-foot orthosis (AFO)

U01703



(1) Internal CE marking data
Legal manufacturer: Thuasne® Deutschland GmbH



▶ Presentation video available online

MAIN INDICATIONS

- Lower limb muscle weakness of neurological, traumatic or muscular origin. (See SpryStep® decision tree, page 79)

MAIN FEATURES

- 1 Dynamism:** posterior lateral position of the strut to optimise compliance and the energy return during physical activity.
Gait optimisation: material selection and macro-geometry designed to support patient mobility⁽¹⁾.
- 2 Strength and lightness:** composite structure, lightweight and durable, designed with a specific material combination and a precise manufacturing process.
- 3 Adaptability:** trimmable insole for a better anatomical adjustment.

Available in right or left model.

SPARE PARTS

- Pads & Strap Kit (right or left) UU01703

	 Shoe size	 Height
XS	33 - 37	30 cm
S	36 - 39	32 cm
M	38 - 42	34 cm
L	41 - 44	36 cm
XL	44 - 47	38 cm



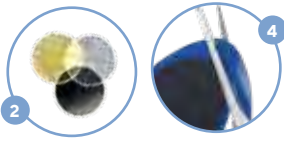
SpryStep[®] Plus

Anterior dynamic ankle-foot orthosis (AFO)

U01724



(1) Internal CE marking data
Legal manufacturer: Thuasne[®] Deutschland GmbH



Presentation video available online

MAIN INDICATIONS

- Lower limb muscle weakness of neurological, traumatic or muscular origin. (See SpryStep[®] decision tree, page 79)

MAIN FEATURES

- 1 ?bYY'g ddcfh anterior carbon structure that supports and guides the knee towards extension, helps weakened plantar flexors for propulsion and maintains the knee during stance phase.
 - 2 GHUV]]m the diversity of the materials used provides the patient with a good balance between flexibility and rigidity to improve walking and allow the tibia to tilt during the stance phase⁽¹⁾.
GhfYb[h\ UbX"] [\hbYgg composite structure, lightweight and durable, designed with a specific material combination and a precise manufacturing process.
 - 3 9bYf[mfYh fb: posterior lateral position of the strut to optimise compliance and energy return during physical activity.
 - 4 5bUrc a]W UX† gra Ybh trimmable insole for an optimal comfort.
- 5j U]U'Y]b f] [\hcf"YZha cXY"

Shoe size	Foot length		Foot length		Height
	Min.	Max.	Min.	Max.	
XS	33 - 37	21.5 cm	24.5 cm	29 cm	33 cm
S	36 - 39	23 cm	26 cm	32.5 cm	36 cm
M	38 - 42	24.5 cm	27.5 cm	35.5 cm	39.5 cm
L	41 - 44	26 cm	29 cm	38.5 cm	42.5 cm
XL	44 - 47	29 cm	30.5 cm	42 cm	45.5 cm



SPARE PARTS

- Pads & Strap Kit (right or left) UU01724


SpryStep[®] Max

Anterior dynamic ankle-foot orthosis (AFO)

U01734



Legal manufacturer: Thuasne[®] Deutschland GmbH



Presentation video available online

MAIN INDICATIONS

- Lower limb muscle weakness of neurological, traumatic or muscular origin. (See SpryStep[®] decision tree, page 79)

MAIN FEATURES

- 1 ?bYY'g ddcfh anterior carbon structure that supports and guides the knee towards extension, helps weakened plantar flexors for propulsion and maintains the knee during stance phase.
GHUV]]m the rigidity of the structure combined with the flexibility of the sole, offers a great stability while allowing the gait cycle.
 - 2 GhfYb[h\ UbX"] [\hbYgg composite structure, lightweight and durable, designed with a specific material combination and a precise manufacturing process.
 - 3 5bUrc a]W UX† gra Ybh trimmable insole for an optimal comfort.
- 5j U]U'Y]b f] [\hcf"YZha cXY"

Shoe size	Foot length		Height
	Min.	Max.	
XS	31 - 34	19.5 cm	21.5 cm
S	34 - 37	21 cm	23 cm
M	37 - 40	23 cm	25.5 cm
L	40 - 43	25.5 cm	27.5 cm
XL	43 - 46	27.5 cm	29 cm



SPARE PARTS

- Pads & Strap Kit (right or left) UU01734

SpryStep® Pediatric

Posterior dynamic ankle-foot orthosis (AFO)

U01752



(1) Internal CE marking data
Legal manufacturer: Thuasne® Deutschland GmbH

 Presentation video available online

MAIN INDICATIONS

- Biomechanical deficits of neurological, traumatic or muscular origin.
- Footdrop.
- Mild knee hyperextension.
- Mild ankle and foot tri-planar instability.
- Hypotonia.
- Hypertonia.

MAIN FEATURES

Dynamism: posterior lateral position of the strut to optimise compliance and energy return during physical activity.

Gait optimisation: material selection and macro-geometry designed to support patient mobility⁽¹⁾.

Strength and lightness: composite structure, lightweight and durable, designed with a specific material combination and a precise manufacturing process.

Adaptability: 3 trimmable areas to optimize fit and comfort: footplate (toe and medial side of footplate) and calf cuff can easily be adjusted.

Available in right or left model.

	Shoe size	Foot length	
		Min.	Max.
XS	17 - 22	9.5 cm	14.5 cm
S	22 - 26	11 cm	16 cm
M	26 - 28	12.5 cm	17.5 cm
L	28 - 31	14 cm	19 cm
XL	31 - 33	15.5 cm	20.5 cm



SPARE PARTS

- Pads & Strap Kit from XS/S/M to L/XL size (bilateral) UU01734



Sprystep® Pediatric patients are children mostly suffering from congenital or after birth conditions and are expected to use their walking orthosis daily. SpryStep® Pediatric is specially designed for young patients from 18 months up to shoe size (EUR) = 33 at which stage they can be transitioned into the adult version of SpryStep® range.



SpryStep® Pediatric

Pero-med AFO III/II

Posterior thermomoldable ankle-foot orthosis (AFO)

T479652



MAIN INDICATIONS

- Mild to moderate weakness in foot dorsiflexion.
- Mild peroneal paralysis without spasms (III and II degree paresis).

MAIN FEATURES

Lifting of the foot: effective right-angle foot support to secure the walking motion.

Anatomical adjustment: thermomoldable plastic.

Comfort: lightweight design.

Available in right or left model.



Shoe size

S 35 - 37

M 37 - 39

L 39 - 41

XL 41 - 44



L ≠ R

Legal manufacturer: Thuasne® Deutschland GmbH

Size 0 Range

Ligaflex® Manu





Ortel C1 Classic

Foam cervical collar

239302/239303

MAIN INDICATIONS

- Torticollis (stiff neck).
- Post-operative use.

MAIN FEATURES

Support: soft support foam.
Comfort: removable and washable cover.
Ease of application: precise self-fastening adjustment.
Colour: available in beige.



0 24 - 29 cm



6, 9 and 11 cm



Ortel C1 Anatomic

Anatomical foam cervical collar

239402 / 239403

MAIN INDICATIONS

- Torticollis (stiff neck).
- Post-operative use.

MAIN FEATURES

Support: anatomically-shaped support foam.
Comfort: removable and washable cover.
Ease of application: precise self-fastening adjustment.
Colours: available in black-blue or beige.



0 24 - 29 cm



6, 9 and 11 cm



Ortel C2 Plus

Semi-rigid cervical collar

239204 / 239205

MAIN INDICATIONS

- Cervicobrachial neuralgia.
- Cervical osteoarthritis.

MAIN FEATURES

Stabilisation: light, aerated semi-rigid structure.
Comfort: anatomically-shaped support foam.
 Removable and washable cover.
Ease of application: precise self-fastening adjustment.
Colours: available in black-blue or beige.



0 24 - 29 cm



6, 9 and 11 cm



Ligaflex® clavicular straps

Clavicular immobilisation straps

245003

MAIN INDICATIONS

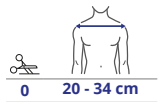
- Clavicle fractures.

MAIN FEATURES

Stabilisation: 2 dorsal cross-straps fastened onto an anchoring pad provide stability.

Adaptable design: adjustable and trimmable straps (with visual markers) for personalised fit.

Ease of adjustment: simultaneous tightening of the straps helps stabilise the clavicles.



Ligaflex® Classic

Wrist immobilisation splint

243502



MAIN INDICATIONS

- Post-operative or post-traumatic wrist immobilisation.
- Wrist sprains, non-surgical fractures.
- Wrist tendinopathies.
- Conservative treatment of carpal tunnel syndrome.
- Lateral epicondylitis.
- Rheumatoid arthritis.

MAIN FEATURES

Immobilisation: rigid, anatomical, and conformable palmar stay restricts joint movement.

Comfort: aerated lining for comfortable wear.

Ease of adjustment: dual strap system ensures even compression.

Available in right or left model.



Ligaflex® Manu

Wrist and thumb immobilisation splint

243002



MAIN INDICATIONS

- Post-operative or post-traumatic wrist/thumb immobilisation.
- Wrist and/or thumb sprains.
- Non-surgical scaphoid fracture.
- Wrist and/or thumb tendinopathies, including De Quervain tenosynovitis.
- Thumb/wrist osteoarthritis.
- Rheumatoid arthritis.

MAIN FEATURES

Immobilisation: rigid, anatomical, and conformable palmar and thumb stays restrict wrist and thumb joints movements.

Comfort: aerated lining for comfortable wear.

Ease of adjustment: dual strap system ensures even compression.

Available in right or left model.





GenuAction

Proprioceptive elastic knee support

232503

MAIN INDICATIONS

- Knee pain and/or swelling management.
- Proprioceptive support for rehabilitation.

MAIN FEATURES

Support and proprioceptive effect: due to compressive elastic knit (compression: 20-36 mmHg / 271-48 hPa).

Comfort: anatomically-shaped extensible knit with comfort zones over the patella and at the popliteal area.

Bilateral model.



0 28 - 31 cm



GenuPro Comfort

Elastic patellar knee support

234604

MAIN INDICATIONS

- Anterior knee or patella pain.
- Mild patellar instability.
- Patella tendinopathy (including jumper's knee syndrome).
- Knee pain and/or swelling management.
- Knee osteoarthritis (mild to moderate).

MAIN FEATURES

Patella support: AirFlex insert conforms to the patella via flexible structure with triangular-shaped pattern.

Compression and proprioceptive effect: due to compressive elastic knit (compression: 23-32 mmHg/ 31-43 hPa).

Support: flexible lateral stays with anti-slip improving hold.

Softness and comfort: pillow-soft viscose yarn⁽¹⁾ and stretchable knit in popliteal area.

Ease of use and hold: anatomically-shaped extensible knit with comfort zones, anti-slip and pull tabs.

Bilateral model.



0 35 - 37 cm



29.5 - 32 cm

(1) Soft & Care: Tecni'sens EH2798 study for Thuasne® - February 2019. Ease of application and removal, comfort, softness and purchase intention for the Thuasne® Soft&Care class 3 product

New



Genu-GO Silistab®

Elastic patellar knee support

234301 (Open Patella) / 234201 (Closed Patella)

MAIN INDICATIONS

- Anterior knee or patella pain.
- Mild patellar instability.
- Patella tendinopathy (including jumper's knee syndrome).
- Knee pain and/or swelling management.
- Knee osteoarthritis (mild to moderate).

MAIN FEATURES

Patella support: foam insert helps maintain patella.

Compression and proprioceptive effect: due to compressive elastic knit (compression: 23-32 mmHg / 31-43 hPa).

Support: flexible lateral stays with anti-slip improving hold.

Ease of use and hold: anatomically-shaped extensible knit with comfort zones, anti-slip and pull tabs.

Bilateral model.



0 35 - 37 cm



29.5 - 32 cm



Ligaflex® Immo 0°

Knee immobilisation splint with 0° stays

241004

MAIN INDICATIONS

- Post-operative immobilisation.
- Post-traumatic immobilisation.

MAIN FEATURES

Immobilisation: 3 conformable rigid stays (radiolucent).

Hold: anti-slip system and 4 self-fastening straps.

Bilateral model.



< 150 cm

Product height
40 cm



S 35 - 45 cm

150 - 175 cm
Product height
50 cm



MalleoAction

Proprioceptive elastic ankle support

236103

MAIN INDICATIONS

- Ankle pain and/or swelling management.
- Mild sprain.
- Proprioceptive support for rehabilitation.
- Sport activities resumption.

MAIN FEATURES

Proprioceptive effect: elastic compressive knit (20-36mmHg/27.1-48 hPa).

Comfort: anatomically-shaped knit with specific comfort zones on the malleoli.

Ease of application: patented pull tabs.

Bilateral model.



0 16 - 19 cm



Malleo Dynastab® BOA®

Stabilising ankle brace with BOA® Fit System and reinforced bilateral support

235102

MAIN INDICATIONS

- Moderate to severe ankle sprain.
- Ankle immobilisation.
- Joint laxity/chronic instability prevention during sport activities resumption.
- Sport activities resumption.

MAIN FEATURES

Stabilisation: low profile metallic lateral reinforcements combined with figure-8 elastic straps, provide enhanced joint support.

Ease of adjustment: BOA® Fit System⁽¹⁾ is a quick, even and micro-adjustable tightening system for a custom fit.

Aerated inner lining to help wick away moisture.

Bilateral model.



0 16 - 19 cm

(1) BOA® is a registered trademark of BOA® technology inc.



Ligacast® - Ligacast® Air+ - Ligacast® Ice

Stabilising ankle brace

233201 / 233402 / 233301

MAIN INDICATIONS

- Moderate to severe ankle sprain.
- Chronic ankle instability.
- Ligacast® Air+: ankle pain/oedema.
- Ligacast® Ice : cold therapy following ankle ligament injuries.

MAIN FEATURES

Stabilisation: rigid plastic lateral shells provide support.

Ease of application: thanks to self-fastening straps.

Precise fit: heel strap with adjustable width.

Bilateral model.

Ligacast® Air+

Comfort: inflatable lateral pads provide compression to the joint and conform to the anatomy. Adjustable compression level via an external pump.

Ligacast® Ice

Cold therapy: removable cold packs for cryotherapy treatment.



0 < 140 cm



LigaStep Pedi Walker

Pediatric walking boot with rigid lateral uprights

U09201

MAIN INDICATIONS

- Ankle/foot post-operative/post-traumatic immobilisation.
- Severe ankle/foot sprain.
- Stable fracture of the lower third of the leg.
- Conservative treatment of ankle/foot fracture.

MAIN FEATURES

Immobilisation: rigid lateral plastic uprights provide strong support.

Comfort: curved, anti-slip outer sole promotes natural walking pattern.

Protection: wide sole ensures stability.

Ease of application and care: repositionable self-fastening straps and removable and washable liner.

Bilateral model.

EU Shoe size

S	21 - 25
M	25 - 31
L	31 - 34

HOT/COLD THERAPY



Extra tip!

Self-fastening strap to fit all.



Attached to itself



or attached to the tab

 [Presentation video available online](#)

Relieves pain



Argicalm®

Reusable hot/cold clay pack

720004

MAIN INDICATIONS

Use cold:

Sprains, strains, tendinitis, migraines/headache, eye pain, toothache/dental pain, bruises, arthritis, maxillofacial surgery and eye surgery.

Use hot:

Back pain, contractures/muscle and articular stiffness, cramps, torticollis (stiff neck), abdominal pain.

MAIN FEATURES

Practical: reusable hot/cold clay pack.

Easy fitting: self-fastening elastic strap.

Comfort: textile protective sleeve.

Anatomical fit: malleable clay pack.

Available in 4 different sizes.

Eye mask and Kids size also available.

SIZE	RECOMMENDED USES	DIMENSION (cm)
Size 1	Wrist - Elbow - Face	19 x 11
Size 2	Ankle - Elbow - Knee	26 x 13
Size 3	Knee - Back - Abdomen	30 x 20
Size 4	Neck - Shoulder - Back	43 x 17
EYES	Eyes	18 x 75
KIDS	Face - Neck - Shoulder - Elbow - Wrist Abdomen - Knee - Ankle	12 x 80



MAIN INDICATIONS OVERVIEW

NECK	Ortel C1 Classic	Ortel C1 Anatomic	Ortel C2 Plus	Ortel C3	Ortel C4 Vario	Ortel T-Neck	Ortel T-Neck Plus
Torticollis (stiff neck)	●	●	●				
Cervical syndrome	●	●	●			● Moderate/severe	
Rehab after rigid collar wear	●	●	●				
Sprain	● Mild	● Mild	● Mild		● Immobilisation		
Whiplash	● Mild	● Mild	● Mild	●			● Severe
Severe instabilities							●
Stable fractures				●		●	●
Post-op/post-trauma	●	●	●	●	● Immobilisation	● Immobilisation	● Immobilisation & Pre-op
Cervical radiculopathy				●		●	
Cervical spondylosis				●			
Inflammatory disease							●
Cervical arthritis	●	●	●		●		
Degenerative disease							●
Cervicobrachial neuralgia			●				
Dropped head syndrome	●	●	●				

SPINE	LombaFirst	Lombax Original	LombaStart	LombaSkin	Lombatech®	LombaStab	LombaMum®	Ortel P	LombaStab High	LombaStab Immo	Sleeq® Max™	DorsoRigid 35	Sleeq® Flex	LombaStab Dorso
Non-specific low back pain (acute, subacute and chronic stages)	●	●	●	●	●	●								
Pregnancy-related low back pain							●							
Pregnancy-related pelvic girdle pain							●	●						
Post-operative immobilisation after spinal surgery									●	●	●	●		●
Static disorders (kyphosis, lordosis)													●	●
Spondyloarthritis									●	●	●			
Scheuermann's disease									●				●	●
Arthritis											●		●	
Dorso-lumbar osteoarthritis												●		
Palliative therapy												●		

SHOULDER	ImmoClassic	ImmoClassic+	Ligaflex® clavicular straps
Shoulder/elbow injuries/ inflammation	●	●	
Prevention and treatment (sub)-luxation	●●	●	
Non-surgical fractures (proximal humerus, scapula, clavicle)	●●	●	●● Clavicle
Post-op immobilisation	●●	●● 20° Abduction	
Support for paralytic upper limb	●	●	

WRIST THUMB FINGERS		Ligaflex® Action	Ligaflex® Classic & Ligaflex® Classic Open	Ligaflex® Pro	Ligaflex® Manu	Ligaflex® Pro+	Ligaflex® Boxer®	Ligaflex® Finger®	Rhizo-pro	Ligaflex® Rhizo
TRAUMA	Sprains	● Wrist	● Wrist	● Wrist	● Wrist/thumb	● Wrist/thumb	● 4 th /5 th finger	● 2 nd /3 rd /4 th finger	● Thumb	
	Finger injuries						● 4 th /5 th finger	● 2 nd /3 rd /4 th finger	● Thumb	
	Post-op/trauma immobilisation		● Wrist	● Wrist	● Wrist/thumb	● Wrist/thumb	● 4 th /5 th finger		● Thumb	
	Non-surgical fracture		● Wrist	● Wrist	● Wrist/ scaphoid	● Wrist/ scaphoid	● 4 th /5 th MCP			
	Residual pain/oedema	● Wrist								
INFLAMMATORY	Tendinopathies	● Wrist	● Wrist	● Wrist	● Wrist/thumb	● Wrist/thumb				
	Conservative treatment of carpal tunnel syndrome		●	●	●	●				
	Lateral epicondylitis		●	●	●	●				
	OA	● Wrist	● Wrist	● Wrist	● Wrist/thumb	● Wrist/thumb				● Thumb
Neuro-muscular impairments					● Wrist/thumb	● Wrist/thumb				

KNEE		GenuSoft	GenuAction	GenuExtrem	Ligastrap® Genu	Genu Dynastab®	Genu Ligaflex®	Genu Ligaflex® ROM	Rebel® Range	Rebel® Lock	ROM-R	Ligaflex® Immo	GenuStart® Ice	Genu-GO Sillistab®	GenuPro Comfort	Patella Reliever	Action Reliever®	UniReliever™	Rebel Reliever®	
INFLAMMATORY / TRAUMA	Anterior knee pain/ Knee pain/ Patella pain/ Oedema	●	●	●	●	●	●						● Post-op/ Post-trauma	● Anterior	●	● PFPS	● OA			
	Patellar instability/ PFPS/ Luxation													● Mild instability	● Mild instability	● PFPS/ Luxation				
	Patella tendino- pathy													●	●					
T TRAUMA	Post-op/ post- trauma	●	●			● Rehab	● Rehab	● Rehab	● Rehab		● immobili- sation	● immobili- sation	● Com- pression & Cold therapy				● MPFL reconstruc- tion	● Offloading	● Offloading	● Offloading
	Conservative treatment of ligament injuries	● Mild	● Mild			● MCL/ LCL	●													
	Conservative treatment of ligament ruptures							●	●	●	●									
REHAB	Joint instability/ laxity	●	●	●	●	●	●	●	●	● Severe with lock								● OA	● OA	
	Propriocep- tive support for rehab	●	●	●																
	Sport activities resumption			●	●	●	●													
DEGENERATIVE	Alternative to osteotomy/ leg misalign- ment surgery																	●	●	
	Femoro- patellar OA													● Mild	● Mild	● Mild/ moderate				
	Unicom- partmental femoro- tibial OA													● Mild	● Mild		● Mild/ moderate	● Mild/ moderate	● Mild/ moderate	

ANKLE		MalleoSoft	MalleoAction	Siiistab® Malleo	Ligastrap® Malleo	Siiistab® Achillo	Malleo Dynastab® Malleo Dynastab® BOA®	Ligacast®	Lagacast® Air+	Ligacast® Ice	LigaStep	XLR8
TRAUMA	Ankle pain/ oedema	●	●	●	●			● Trauma	● Trauma			
	Post-op, post-trauma residual pain/oedema	●	●	●	●							
	Ankle sprains		● Mild	● Mild	● Mild		● Moderate/ severe	● Moderate/ severe	● Moderate/ severe	● Moderate/ severe	● Severe Ankle/Foot	● Severe Ankle/Foot
	Cold therapy following ligament injuries								●			
	Ankle/foot immobilisation										●	●
	Conservative treatment of ankle/ foot fracture										●	●
	Stable fracture of the lower third of the leg										● Long version	● Long version
	Conservative treatment of Achilles tendon rupture					●					●	●
REHAB	Joint instability/ laxity		●	●	●		●					
	Proprioceptive support for rehab	●	●	●	●							
	Sport activities resumption/ prevention	●	●	●	●		●					
INFLAMMATORY	Prevention and treatment of Achilles tendon injuries					●						
	Ankle/foot severe tendinopathy										●	●

WINGS FOR YOUR HEALTH

Head office: Thuasne UK Ltd., Unit 4 Orchard Business Centre, North Farm Road, Tunbridge Wells, Kent, TN2 3XF

www.thuasne.co.uk

For technical advice on our products or to place an order, contact

Thuasne Customer Service:

Telephone: 01892 481620

Email: orders@thuasne.co.uk

Thuasne products can be viewed and bought online from:

www.thuasne-store.co.uk

We reserve the right to modify our products as shown and described in this catalogue, without previous notice. Non-contractual photographs.
Please check the availability of products from your dealer.